



Report Date: March 23, 2007

**Minority Business Enterprise Council (MBEC)
Supplemental Contract Participation Report**

Fiscal Year 2006 ("FY 06")

For-Profit Contract Activity of Minority, Women and Disabled Owned Businesses
("M/W/DSBEs") for
Personal and Professional Services, Public Works, and
Supplies, Services & Equipment
Mayoral Department Contracts

Table of Contents

Introduction	Pages 3-5
Section 1: City Budget Overview and MBEC Reporting Methodologies	Pages 6-9
Section 2: City's Strategies in Modifying Contract Requirements to Increase M/W/DSBE Participation	Pages 10-13
Section 3: City Payment Procedures	Pages 14-15
Section 4: City's Remedies for Non-Compliance	Pages 16-17
Section 5: Highlight of Key MBEC Functions	Pages 18-29
Appendix 1: Definitions	Pages 30-32
Summary of For Profit Contract Activity for Mayoral Departments	Page 33
DBEs by Separate Categories	Page 34
Participation for Mayoral Departments	
Department Goals and Participation Summaries	Pages 35-46
Public Works Contract Activity	Pages 47-50
Procurement City Wide Contract Activity	Pages 51-56
Personal & Professional Services Contract Activity	Pages 57-66
Miscellaneous Orders Purchases (MOPs)	Pages 67-75
Small Order Purchases (SOPs)	Pages 76-89
Neighborhood Transformation Initiative (NTI) Small Bid Demolition	Pages 90-91
Board of Pension & Retirement Manager Fee Summaries	Pages 92-94
Bond Issue Fees	Pages 95-96
Risk Management Contract Activity	Page 97
Participation Reports for Quasi-Governmental Agencies	Pages 98-105

Introduction

Mayor John F. Street, during his two mayoral terms, has recognized that the empowerment of minority, women, and disabled-owned businesses is the key to generating job creation and the building of wealth to accelerate the long-term economic growth of the City of Philadelphia.

During the period of FY 1999 to FY 2006, under the Street Administration, minority, women, and disabled-owned businesses collectively earned over \$732.3 Million in City contracts.

During FY 1999, at the beginning of the Street Administration, the participation of minority owned businesses ("MBEs") in for-profit City contracts totaled 6 percent, and 3 percent for woman-owned businesses ("WBEs").¹ In FY 2006, minority owned businesses earned 14.52 percent of City contracts, exceeding \$78 Million dollars, woman-owned businesses earned 6.76 percent totaling over \$36 Million dollars, and disabled owned businesses earned .06 percent in an amount over \$332,000.00.

Collectively in FY 06, minority, woman, and disabled owned firms earned 21.34 percent of for-profit City contracts, totaling over \$115 Million dollars of the \$539 Million dollar encumbered by City departments for goods and services.

City related quasi-governmental agencies; the Redevelopment Authority ("RDA"), Philadelphia Industrial Development Corporation ("PIDC"), Philadelphia Housing Authority ("PHA"), Philadelphia Housing Development Corporation ("PCDC"), and the Philadelphia Workforce Development Corporation ("PWDC"), collectively spent \$75 Million with minority, woman and disabled owned firms during FY 06, as shown in this report.

In FY 06, Mayor Street reauthorized Executive Order 02-05 ("Executive Order 02-05") to increase the meaningful and substantial participation of minority, women, and disabled owned businesses in City contracting, and strengthened compliance and enforcement mechanisms for City government. This policy facilitated City strategies that allowed for the modification of City contract requirements, including bonding and insurance, in order to benefit small businesses that largely include M/W/DSBE firms.

Additionally, during FY 06, new legislative mandates were enacted, including amendments to Section 6-109 of the Philadelphia Home Rule Charter that implemented changes to certain reporting requirements for the Finance Director regarding the participation of minority, women, and disabled-owned businesses in City contracts, and further requiring annual disparity studies.

This report for FY 06, supplements MBEC's preliminary report of July 31, 2006 that presented for-profit activity showing the dollar amounts encumbered on City

contracts by Mayoral Departments (which does not include departments reporting to other elected officials or Row offices, such as the Clerk of Quarter Sessions) between July 1, 2005 and June 30, 2006 for minority, woman, and disabled owned businesses ("M/W/DSBEs") in Personal and Professional Services ("PPS"), Public Works ("PW"), and Services, Supplies, and Equipment ("SSE").

Personal and Professional Services contracts include services such as general consulting, engineering, architectural design, public health, and social services, and are non-competitively bid. The City posts notices of these contracting opportunities on <https://ework.phila.gov/econtractphilly>. The City awards these contracts based on a number of selection criteria, including lower cost, superior prior experience of applicant and staff, and administrative and operational efficiency. Competitively bid, sealed contracts for Services, Supplies and Equipment, including maintenance, and for Public Works that include repair, construction, and concessions are posted on the Procurement Department's website (www.phila.gov/bids).

This supplemental report takes into account transactions in FY 06 that were not recognized at the time of the preliminary report and presents updated data relative to the encumbrances charged to City fund balances made to prime contractors and MBEC certified vendors during FY 06. Encumbrances represent funds that are set aside to allow for the payment of contracts awarded to vendors. City departments utilize purchase orders to encumber the funds. The encumbrance system enables the City to better manage available appropriation and budget balances, allowing for departments to set aside funds to pay vendors by reducing the amount of money available for spending by the amount of the encumbrance. The total encumbrance against a contract for a given fiscal year may differ from the total contract value, or may be consumed over more than one fiscal year (i.e., the contract is postponed or rebid). In addition, contracts may be cancelled, voiding the encumbrance. Appropriations that are not expended or encumbered at year's end are lapsed.

The original intent of this report was to present FY 06 expenditures which would reflect direct payments to M/W/DSBE firms. Most M/W/DSBE vendors are subcontractors. The subcontracting payment data was to be retrieved from IMPACT, a web-based software application that monitors the contract compliance and participation of MBEC-certified vendors. Although IMPACT has been installed, interface with the City's mainframe applications, including ACIS, and FAMIS are now part of the current information systems project that will upgrade FAMIS and install a new system, Web Procure, therefore the subcontracting data is not currently available. In the interim, the Office of the Director of Finance is planning to set up invoicing procedures for prime contractors that will reflect payments to subcontractors.

Also included is information relative to M/W/DSBE contract participation; availability and financial capacity; MBEC's certification process; the City's strategies in modifying contract requirements to increase M/W/DSBE participation; the City's payment procedures, and the City's remedies for non-compliance submitted in response to inquiries from City Council.

In addition, this report includes for-profit activity of M/W/DSBE firms for Mayoral Departments, M/W/DSBE activity as reported by quasi-governmental agencies, information regarding MBEC operations, and City procedures and policies related to City contracting and procurement.

1. City Budget Overview and MBEC Reporting Methodologies

City Fund Summary

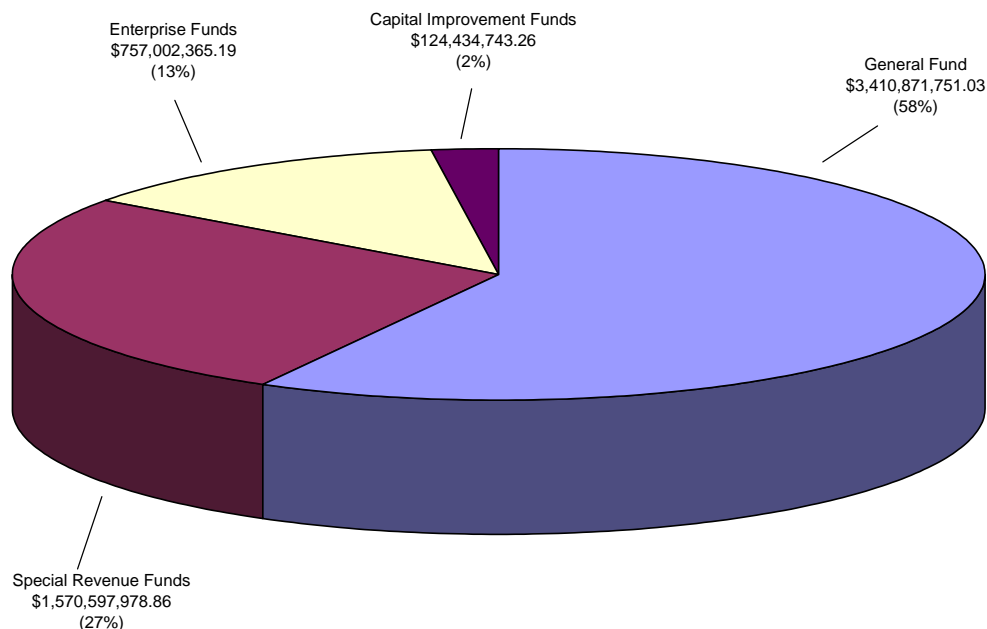
The City's FY06 budget, all funds totaled over \$5.9 Billion.² The General Fund portion was \$3.4 million. These expenditures include all operating and capital funds as follows:

Operating Funds

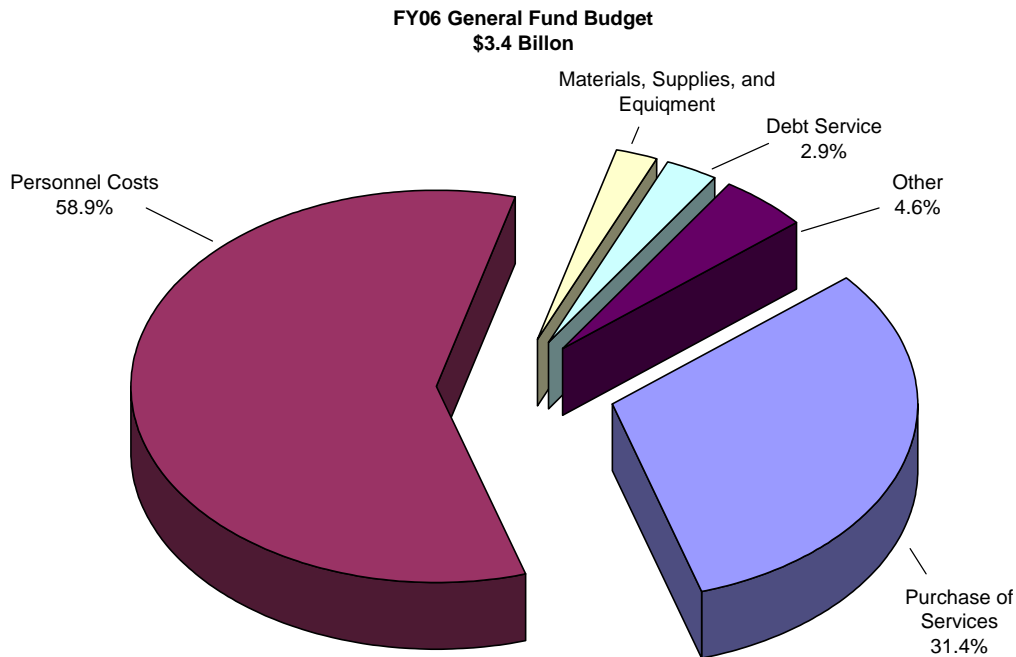
The operating funds of the City, consists of the General Fund, eight Special Revenue Funds (County Fuels Tax, Special Gasoline Tax, Health Choices Behavioral Health, Hotel Room Rental Tax, Grants Revenue, Community Development, Car Rental Tax, and Housing Trust Funds) and two Enterprise Funds (the Water Fund which includes the Water Residual Fund, and the Aviation Fund), which are approved annually by City Council.³

These budgets appropriate funds for all City departments, boards and commissions by major class of expenditure within each department. Major classes are defined as: personal services (employee wages), pension contributions and other employee benefits (Class 100); purchase of services (Class 200); materials and supplies (Class 300); equipment (Class 400); contributions, indemnities and taxes (Class 500); debt service (Class 700); payments to other funds (Class 800); and advances and other miscellaneous payments (Class 900).⁴

Fiscal Year 2006 Total Expenditures by Funds



Source: City of Philadelphia Supplemental Report of Revenues & Obligations, Fiscal Year Ending June 30, 2006, data released January 31, 2007.



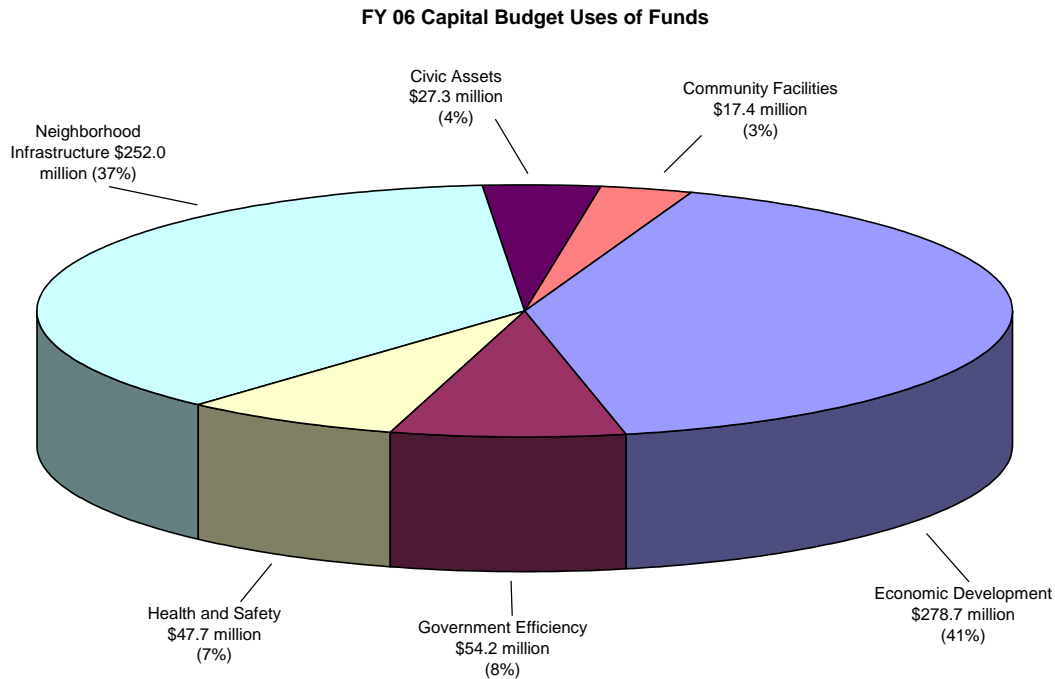
Source : City of Philadelphia Five-Year Financial Plan, Fiscal Year 2008 – Fiscal Year 2012 (including Fiscal Year 2007), February 22, 2007, pg. 79.

Capital Funds⁵

The City's Capital Improvement Fund (which includes the Capital Projects Fund and the Industrial and Commercial Development Fund) budget is adopted annually by City Council. Once the capital budget is approved, a loan authorization for General Obligation ("GO") bonds to finance the City-funded portion of the Capital Budget is submitted for public referendum. GO bonds cannot be issued, nor funds spent, unless the voters approve the borrowing. The Capital Improvement budget is appropriated by project for each department, and the funds are categorized as Class 600 expenditures. Most capital projects are subject to a competitive bidding process, which includes review by MBEC.

The Capital Program Office ("CPO") manages much of the administration of the City's capital program for the construction and renovation of public buildings, facilities, and infrastructure. The projects in the capital program are categorized by six priorities: neighborhood infrastructure, economic development, health and safety, governmental efficiency, quality of life/ community facilities, and civic assets.

Unlike the operating budget, capital budget dollars are allocated for specific projects and carry forward year to year until projects are completed.



Source: City of Philadelphia Five-Year Plan, Fiscal Year 2008 – Fiscal Year 2012 (including Fiscal Year 2007), February 22, 2007, pg. 50

Purchase of Goods and Services

The City spent about \$1.2 Billion during FY 06 for goods and services that included current and prior year expenditures and expenditures for contracts awarded in previous years, including capital project contracts awarded in FY 02. The breakout of these prior year, capital and operating expenditures is as follows:

Fund	Current	Prior	Total FY 06
Capital	\$ 83,554,548	\$195,909,892	\$ 279,464,440
Operating	\$867,918,447	\$121,639,626	\$ 989,558,074
Total	\$951,472,996	\$317,549,518	\$1,269,022,514

In FY 06, the City encumbered \$539 Million for competitively and non-competitively bid contracts awarded during the year. Out of this encumbrance, M/W/DSBEs achieved over \$115 Million in participation at 21.34 percent.

Classes of expenditures for 100, 500, 700, 800, and 900 that fund personal services, contributions and indemnities, debt service, payments to other funds and advances, respectively, do not include contracting opportunities and therefore are not available for the participation of M/W/DSBEs. For FY 06, these funds totaled over \$4.7 Billion.

Report Methodology

MBEC reporting is based on total contract amounts awarded during the fiscal year and the anticipated participation percentages for each contract. Most of the participation is in the form of subcontracting. In upcoming reports, MBEC will include expenditure data along with encumbrances. To complete its reporting requirements, MBEC compiles data from the City's electronic reporting systems for the Mayoral Departments, from FAMIS, ACIS, ADPICS, and SPEED, the Procurement Department's electronic system. These systems include contract and vendor information.

The appendices contain tables that itemize the reported for-profit activity for the Mayoral Departments into columns in the following categories: (1) Personal and Professional Services ("PPS") Formal Contracts; (2) Supplies, Services and Equipment ("SSE") Formal Contracts; (3) Public Works ("PW") Formal Contracts; (4) Small Order Purchase ("SOP"); and (5) Miscellaneous Order Purchases ("MOP"). The tables are organized by department. The total percentages reported in the tables for MBEs, WBEs and DSBES are based on funds encumbered for MBEC certified vendors for contracts that were awarded during FY 2006. The tables also include detail within the MBE category showing the percentage of encumbered funds based on contract awards earned by DBES owned by African Americans, Asian Americans, Hispanic Americans and Native Americans.

Additionally, the report appendices include M/W/DSBE participation as reported by the quasi-governmental agencies, the Redevelopment Authority ("RDA"), Philadelphia Industrial Development Corporation ("PIDC"), Philadelphia Housing Development Corporation ("PHDC"), Philadelphia Housing Authority (PHA"), and Philadelphia Workforce Development Corporation ("PWDC").

2. City's Strategies in Modifying Contract Requirements to Increase M/W/DSBE Participation

The City continues to identify additional opportunities for M/W/DSBE participation that may have been overlooked previously, including the modification of contract requirements, which may unduly restrict participation by M/W/DSBEs. Other strategies include, subject to legal requirements, the modification of bonding, insurance, extensive experience and capitalization requirements, and adjusting solicitations into smaller component parts. The following programs and contracts exemplify the utilization of these strategies:

Neighborhood Transformation Initiative ("NTI") Small Demolition Bid Package Program

In June, 2004, NTI, in cooperation with MBEC, and the Procurement Department created the Small Demolition Bid Package Program to ensure the expanded participation of small businesses and M/W/DSBEs by assembling NTI demolition work into smaller packages and streamlining many of the requirements, including modifications to the performance bond requirements as discussed below. Eligibility was extended to MBEC certified contractors and/or firms whose gross revenues have not exceeded \$12 Million. As of February 28, 2007, over \$1.02 Million has been awarded to minority owned business enterprises ("MBEs") in the Small Demolition Bid Package Program, and woman-owned business enterprises ("WBEs") earned over \$628,000, since the program's inception in 2004 (see pages 92-93).

Accordingly, several performance bond requirements were modified to reflect the reduced risk associated with the smaller contracts while still providing the City with the highest level of security. Program requirements included limiting the maximum contract size in the program to \$500,000, and the use of revised performance bond forms. This process made it easier for contractors to obtain bonding and financing due to the smaller dollar amounts of the contracts. The City also established a wrap-around insurance program for contractors in the NTI demolition program that was administrated by the City's Risk Management unit.

Additionally, the City reported in the Economic Opportunity Plan for the Cultural and Commercial Corridor Bond Program ("the Plan") that minority employees hired under NTI-funded demolition contracts account for 72 percent of the hours worked. Female employees comprised 2 percent of the hours worked. Philadelphia residents constituted 79 percent of those employed and accounted for 82 percent of the hours worked.

The Plan also stated that working in collaboration with the African American Chamber of Commerce ("AACC") and the Technical Assistance Center, the independent non-profit successor to the AACC's demolition training program, the City awarded approximately \$7.1 Million in demolition contracts to emerging

minority demolition contractors as of October 13, 2006. The program teaches emerging contractors to operate demolition businesses to prepare them for participation in NTI-funded and other demolition work. Sixty-six (66) companies have participated in the program so far. Of the fifteen program graduates who have bid as prime contractors on NTI-funded demolition packages, four have been successful and have been awarded sixteen contracts for a total value of \$4.6 Million.

In addition, MBEs earned \$678,000, and WBEs were awarded \$618,000 for other NTI demolition bids under \$500,000 (see page 92-93).

Small Order Purchase Program

In January, 2003, the Procurement Department established the Small Order Purchase Program ("SOP") for any fiscal year purchases ranging from \$500 to \$25,000, in order to increase the use of small businesses, including M/W/DSBEs.

Solicitations for SOPs are sent only to vendors identified on commodity group listings as small businesses under the status code of MBE, WBE, DBE, and/or SBA. Typically, three quotations are required. The lowest, responsive, and responsible bidders are selected. The City department requesting the SOP establishes the requirements and the Procurement Department reviews and monitors all SOPs for compliance with procedures.

During FY 06, over \$4.8 Million has been awarded to vendors participating in the SOP program, including over \$570,000 that has been awarded to M/W/DSBEs. (see pages 78-91).

Master Bid Security Program

For bids totaling \$500,000 or less, vendors may enroll in the Master Bid Security Program. The program provides a Bid security guarantee for a period of one or two years and covers appropriate bids submitted during that time. In general, the program covers bids for services, supplies and equipment, and does not cover professional consulting services, public works (capital construction, alterations, improvements, etc), and demolition (wrecking and building removal). The benefit to vendors participating in the program is the ability to send one check (\$175.00 covers two years) to the City for a bid security guarantee that covers a range of specified bids over a period of two years in place of sending checks for bid security (cashier's checks, treasurer's checks, Bank money orders, US Postal money orders only) on a per bid basis, thereby saving time and money.

Award of Contracts by Sections

Depending on the type of bid contract and the specific basis of the award, the Procurement Department, with input from the requesting City department may award a contract in whole, by section, or by individual line item.

The Procurement Department considers multiple factors including the following:

- Cost considerations, and the dollar value of the contract
- Bid structure - whether different types of services, materials, or multiple line items are involved (i.e. if a bid contains 300 line items, it may be preferable to bid by line item)
- Evaluation of the vendor community associated with the commodities and their usual business practices
- Whether parts of the contract will be managed by different City departments

The flexibility of this process allows the Procurement Department to develop bids that can enable small businesses and M/W/DSBEs to better compete for City opportunities. A recent example is the bid for pest control services that is scheduled for opening shortly.

Pest Control Bid

This competitively bid contract to provide pest control services for over 600 City locations, totaling over \$800,000 was bid in whole, and then rebid in parts to allow for more opportunities for small businesses and M/W/DSBEs.

The requirements in the contract were reduced after consulting with the Health Department, in addition to input from MBEC. Bidders are now allowed to demonstrate experience in pest control in the parts for which they are bidding, rather than having to demonstrate prior experience in the pest control business for accounts similar in size and complexity to the City of Philadelphia. The minimum gross income requirement for a bidder's pest control business was reduced to \$250,000 (for the year of 2006), from \$500,000 (for the year of 2003). Also, bidders may joint venture to meet the gross income requirements. Additionally, instead of having to employ an entomologist, bidders may demonstrate access to one through universities or other sources.

Airport Facilities Maintenance Contract

This services contract bid was awarded in December, 2006 to Elliot Lewis Inc. The bid contained twenty-two schedules of service related to the maintenance of Airport systems. MBEC reviewed the contracting opportunities available in the bid for M/W/DSBE participation and determined that based on the availability of M/W/DSBEs, no numeric ranges would be set. In lieu of numeric participation,

MBEC identified ten schedules for potential participation by M/W/DSBEs as first tier subcontractors. First tier subcontractors were defined as businesses that had, subject to the successful bidder's administration, primary and exclusive responsibility for that schedule of service. Bidders were to make good faith efforts to allocate these schedules to M/W/DSBEs as first tier subcontractors. In addition, bidders were to make good faith efforts to include M/W/DSBEs on other schedules of services as second tier subcontractors and for supply efforts (e.g., replacement inventory, equipment, etc.) in connection with the bid.

Good Faith Efforts of the bidder included:

- Requiring the bidder to provide evidence of the commitments made to use M/W/DSBE firms in the bid, and that the firms had adequate information about the contract requirements in a timely manner
- Efforts to solicit M/W/DSBE firms that have the capacity to perform the work of the bid through all reasonable and available means
- Efforts to allocate schedules to M/W/DSBEs, even when the bidder could perform the work
- Efforts to assist M/W/DSBEs in obtaining the necessary licensure, lines of credit, access to labor unions, major suppliers, necessary equipment, materials, or related assistance to perform the schedule
- Efforts made to negotiate in good faith with interested M/W/DSBEs

Prior to the award, MBEC evaluated the good faith efforts of the apparent low bidder, Elliot Lewis, Inc. MBEC was able to verify that the twelve certified minority and women businesses identified in the bid documents had commitments with Elliott Lewis to perform work on the bid.

Elliot Lewis bid \$13,997,161, and committed a total of 25.76 percent of the contract to M/WBEs to perform work as first tier subcontractors on ten schedules of services (\$2,648,000) and as second tier suppliers (\$300,000) for a total commitment of \$3,605,000. Elliot Lewis committed 21.28 percent of its bid to minority owned businesses, for a total of \$2,978,000, and 4.48 percent to woman owned businesses for a total of \$627,000.

3. City Payment Procedures

The City attempts to process payments in a timely manner, generally within 45 days following acceptance of the goods or services. Vendors should submit an invoice for payment to the receiving department after the delivery or service has been completed with all the requested information. Delays can occur because of incomplete or inaccurate invoicing information. Common causes for payment delays include:

- Purchase order number missing
- Mathematical errors
- Invoice not sent to "Invoice to" address on purchase order
- Unit of measure and/or unit price does not agree with the purchase order

On average, the amount of days for processing payments to vendors during FY 06 was 37.84.

The Procurement Department acts as the contracting agent for City departments for procurement bids. Receiving and accepting products and services, and promptly paying vendors are the responsibility of the receiving City department. Vendors should bring any problems concerning payment to the attention of the appropriate City receiving department (the City department that received that vendor's services and/or goods). The name and number of the contact person can generally be found on the purchase order. Vendors that are not current on their City taxes, including city wage, net profit, business privilege, and use and occupancy may have their payments withheld by the City Controller's Office until their obligations are met.

If all necessary paperwork has been submitted to the department and payment has not been received, vendors can inquire on the City's website under phila.gov, and go to the Help Me section, click Vendor Invoice Information, and enter their FEIN and purchase order number to find the status of their payment. Vendors can also use the City's Automated Telephone System at 215-686-5968 and enter their purchase order to find the status of their payment. If the payment information is not on these systems, vendors should contact the receiving department.

Electronic Payment – Automated (ACH) Vendor Enrollment

The City offers the option of receiving payments electronically rather than by check. This process allows for more timely receipt of payments along with the better management of vendor accounts receivable. Vendors can enroll by downloading an enrollment form from www.phila.gov/bids and returning it to the attention of Accounting Verification via fax at 215-686-6192 or by mailing it to:

ACH Enrollment
City of Philadelphia Finance Department
1401 JFK Boulevard, Suite 1340
Philadelphia, PA 19102

Tracking Payments to Subcontractors

Pursuant to the Mayor's Reauthorized Executive Order 02-05, the City has increased its efforts to monitor the activities and performance of majority businesses that participate in City contracts to ensure compliance with the goals and objectives of the City.

Toward that end, the City utilizes contract provisions with specific language concerning contract monitoring and reporting, including the reporting of payments to subcontractors, and remedies for non-compliance. Included are contract provisions that require a prime contractor, within five business days of receipt of payment from the City, to deliver to its subcontractors, the proportionate share of such payment for work performed (including the supply of materials) by the subcontractors.

Prime contractors are also required to comply with the City's payment reporting process, including the use of electronic payment verification systems. The City manages payments to joint ventures according to their contractual status as either a prime or sub-contractor.

4. City's Remedies for Non-Compliance

Among the City's remedies for non-compliance with contract requirements:

- Withholding of payments, in whole or in part, until corrective action is taken by the contractor
- Terminating the contract, in whole or in part
- Suspending the contractor from bidding on and/or participating in any future City contracts for a period of up to three years
- Recovering of liquidated damages
- Defaulting the contractor for failure to perform, after appropriate notice, and opportunity to cure has been provided by the City to the contractor

Debarment and Suspension of Vendors and Contractors

The City has developed policies and procedures to ensure that the City's contractors and vendors are capable of performing City contract requirements, and that the process is free from fraud, waste, and abuse. Toward that end, the City identifies and sanctions through suspension and debarment from contracting activities, those contractors that have rendered deficient performance or have engaged in other activities that adversely affect their fitness to contract with the City.

The City's procedures set forth specific grounds for suspension or debarment including but not limited to:

- Indictment or conviction under state or federal statutes for any of the following:
- Criminal offense incident to obtaining a public or private contract
- Fraud, embezzlement, theft, bribery, extortion, forgery, falsification or destruction of records, or receiving stolen property
- Violation of City contract provisions including failure to perform in accordance with specifications
- Notice of default and/or termination for default
- Improper conduct, i.e., submitting false claims, falsely claiming to be a disadvantaged minority, woman, or disabled business; and other dishonesty incident to obtaining, prequalifying for, or performing any City or other contract
- Three or more incidents, within a period of eighteen months, where the contractor has been declared ineligible for a City contract
- Imputed conduct – the fraudulent, criminal or other improper conduct of an officer that may be imputed to the contractor

If there are sufficient grounds, the Procurement Department may suspend a contractor in accordance with the City's procedures, pending the completion of an investigation to determine whether the contractor should be debarred. If there

are sufficient grounds for debarment, the Procurement Department may impose debarment of the contractor in accordance with the requisite procedures that may include requisite notices, hearings and hearing determinations. The debarment period is up to three years.

Debarment of vendors holding professional services contracts covered under Chapter 17-1400 of the Philadelphia Code are the responsibility of the Office of the Director of Finance.

Sanctions

If there are sufficient grounds, the City may also sanction a contractor, so that the contractor would be prohibited from participating in any one or more of the following:

- Receiving an award of a City contract
- Seeking to perform as a contractor, or subcontractor on existing City contract
- Prequalifying as a bidder for City contracts
- Performing or renewing, or amending an existing contract
- Submitting bids or proposals for City contracts

5. Highlight of Key MBEC Functions

MBEC is a unit within the Office of the Director of Finance of the City of Philadelphia with the authority pursuant to applicable laws including the Mayor's Reauthorized Executive Order 02-05, the Philadelphia Home Rule Charter, and 17-1500 of the Philadelphia Code. MBEC oversees the implementation of the City's anti-discrimination policies, which include contracting strategies, certification of M/W/DSBEs and examination of the progress of M/W/DSBEs in their realization of equal access to City contracting opportunities. MBEC evaluates bid packages and works jointly with City departments to monitor M/W/DSBE contractual commitments.

In conjunction with City departments, MBEC determines participation ranges for competitively and non-competitively bid City contracts, and sets annual participation goals for the departments based on factors such as past contracting data, budgetary considerations, and the availability of M/W/DSBEs.

Currently, MBEC has about 1,200 certified firms listed in its directory which can be accessed on-line at <http://mbec.phila.gov/home/>. The directory is updated bi-weekly, and on average, about two to three hundred firms are added annually.

The makeup of certified firms is as follows:

African Americans	48.3 percent
Caucasian females	32.0 percent
Asian Americans	9.6 percent
Hispanic Americans	7.5 percent
Disabled persons	0.4 percent

The remaining 2.2 percent of MBEC certified firms are owned by other minority groups.

In FY 06, two-hundred seventy-seven (277) MBEC certified businesses listed in the directory were awarded contracts to perform work for Mayoral Departments in the commodity categories for goods and services requested by these departments. The City-related quasi-governmental agencies included in this report awarded contracts to two-hundred and forty-two (242) M/W/DSBE firms. Historically, only about forty to fifty percent of MBEC certified vendors actively bid on City contracts. MBEC has begun working with certified vendors that are not active to identify the barriers to their participation and to help facilitate their involvement in City contracting.

MBEC's FY 06 Major Goals

MBEC established the following goals to enable MBEC to achieve its objectives to implement and administrate the City's policies to ensure non-discrimination in City contracting, and for promoting the economic development of minority, woman, and disabled owned businesses through certification and other strategies to increase their opportunities to compete for City contracts. The efficient management of MBEC operations, along with the research of best practices, and compliance with legislative mandates as discussed below is imperative for MBEC to maximize its effectiveness going forward.

Establishment of Effective Management Oversight of MBEC Operations

- Maintain consistency of work flow to avoid backlogs - MBEC has successfully eliminated its backlogged City certification and recertification application inventory of over 200 files.
- Achieve 90-day turnaround for completing certification eligibility decisions from the date all pertinent information has been received and the file is complete.
- Standardize eligibility decision making process and maintain consistent time frames for each phase of the certification process.
- Upgrading of electronic systems to adequately support the certification process and MBEC operations.
- Increase the number of bona fide certified firms that are ready, willing and able to compete for City contracts.
- Continued use of reciprocal certification (recognizing certifications from other governments).

Research Best Practices

- Reach out to governmental agencies in the region and throughout the country in order to model best practices for MBEC operations
- Research strategies utilized by other governments to increase M/W/DSBE participation such as strategic sourcing through cooperative purchasing with the Commonwealth of PA that could enable the City to leverage bulk purchasing power to achieve low price and high quality for goods and services, in addition to increased M/W/DSBE participation.

Maintain Compliance with Legislative Mandates

- Maintain compliance with the Philadelphia Home Rule Charter and other applicable legislative mandates in all aspects of MBEC operations.

MBEC Certification Process

Objectives

1. To complete the process by which MBEC certifies businesses as eligible to participate on City contracts as bona fide M/W/DSBEs based on objective, published criteria set forth in the Mayor's Reauthorized Executive Order 02-05, the Regulations to Executive Order 02-05, the Philadelphia Home Rule Charter and requisite procedures and legislative mandates.
2. Maintain 90-day turnaround for completing the certification eligibility determination process for firms from the date of file complete (all necessary documentation has been received and deemed sufficient by MBEC). The attached table maps the work flow of the certification process, and the projected time frames to complete each processing phase.
3. Maintain consistent work flow to avoid backlogs of certification and recertification applications.

Action Steps

In order to carry out the above objectives, and maximize the effectiveness and efficiency of the certification process, during FY 2006, MBEC has begun implementing the following action steps:

Maintaining Effective Management Oversight and Ensuring That Businesses Are Appropriately Certified as M/W/DSBEs

- The Action Team, a group of MBEC employees, was established by the MBEC Director in November 2006 to make certification decisions on the backlogged inventory of applications. The group meets weekly to review applications and is standardizing the eligibility decision making process.
- Four full-time personnel were hired including the creation of a Deputy of Certification position to improve the certification process and increase management oversight of certification decisions.
- Standard review procedures have been established to review new applications and recertification applications to ensure accurate and consistent eligibility decisions.
- Developing an MBEC policy manual with detailed guidance and instructions.

- Updating MBEC's procedural manual with process for each MBEC function including requiring supervisor review and sign-off.
- Developing formalized checklists and other standardized forms that document the process, fixing accountability and ensuring accurate and consistent determination decisions.
- Developing a plan to process commodity code change requests for firms.
- Facilitating the on-going education and training of staff on all policies, procedures and mechanisms of certification.

Ensuring Integrity of the Certification Process

- MBEC is committed to ensuring that only bona fide M/W/DSBE firms become certified. Should a firm no longer meet the eligibility criteria (i.e., due to changes in ownership, etc), MBEC moves forward expeditiously to withdraw or decertify the firm in accordance with the applicable regulations and laws. As of March, 2006, 41 firms were decertified, and/or withdrawn from MBEC's certification program.
- Additionally, MBEC cooperates with the Inspector General's Office and refers matters that require investigation. The Inspector General makes findings and advises MBEC accordingly.

Standardization of Turnaround Time for Certification Eligibility Decisions and the Utilization of Reciprocal Certification

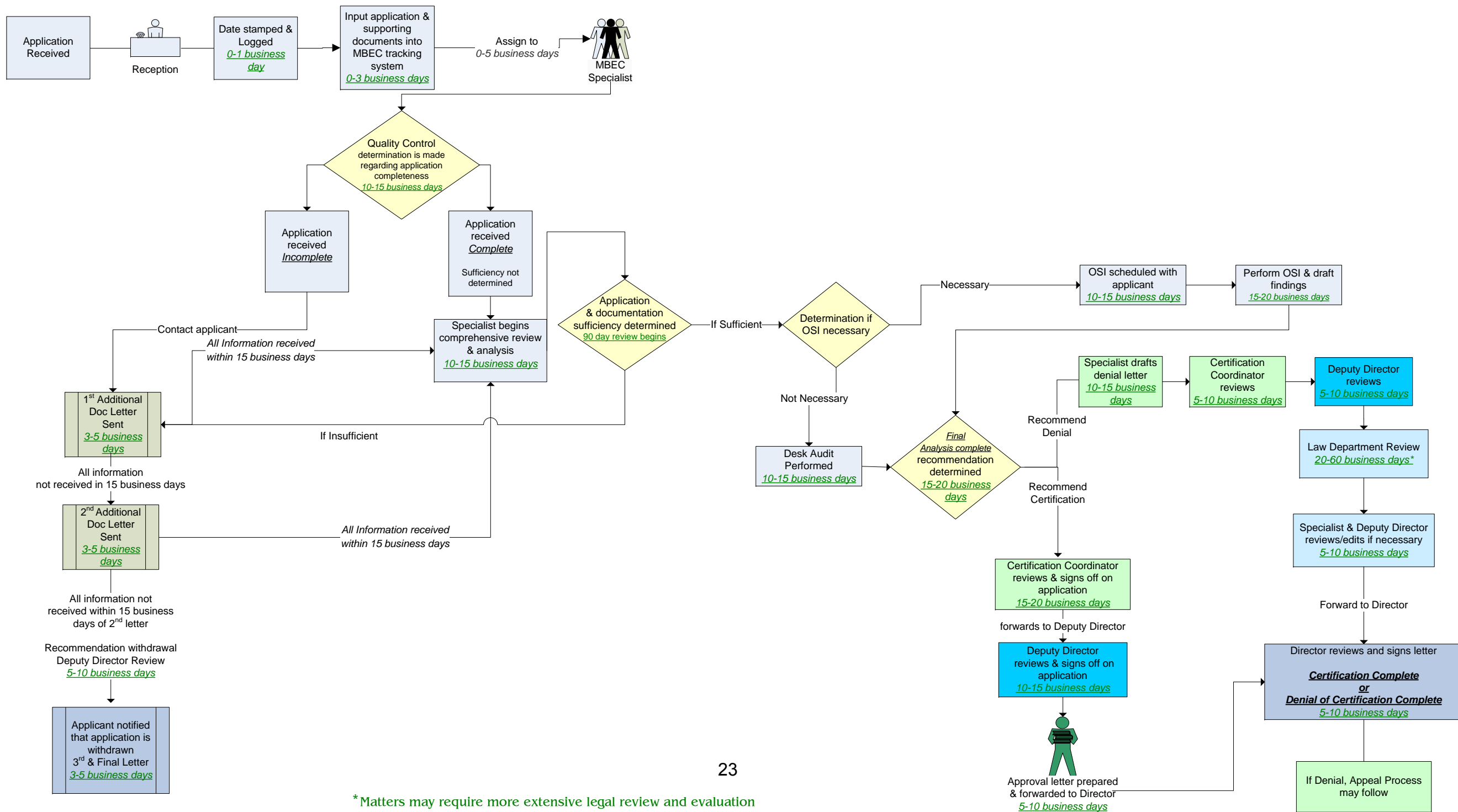
- MBEC established the 90-day turnaround from the date of file complete as the standard to complete certification eligibility decisions. The intake of new applications has grown steadily from the rate of about 15 to 20 applications per month in FY 2001, to the current rate of about 40 to 50 new applications that are received monthly.
- The Action Team is completing the review of an average of 5 to 10 files per week. Total backlogged inventory of over 200 files has been eliminated.
- MBEC has granted reciprocal certification to firms certified by other governmental agencies since November 2005. The number of certified firms granted reciprocity totals two hundred sixty seven (267) as of February 2007.

- Establishing target dates for processing applications through all steps, and developing methods to track processing times.
- Enhancing quality control and application logging-in procedures, to improve processing time on new applications.

Improved Organization of Case Files and Maintenance of Accurate and Updated Public information

- MBEC is systemizing the process to update its on-line directory to reflect only current certified businesses.
- On-going training of personnel on the use of the current electronic tracking system to maximize effective use. MBEC is in the process of selecting a new electronic tracking system to replace the current system that operates on a 1997 Microsoft Access platform.
- MBEC has implemented a new process to handle customer calls/requests faster, more efficiently and accurately.
- Implemented new policy to limit access to file room, and is reorganizing file rooms.
- MBEC is developing standards for file organization and content.
- MBEC is working with the Records Department to modify retention guidelines to facilitate the identification of records for long-term storage.

MBEC Certification Process



MBEC Goal Setting Process for City Contracts

Objectives

- 1) To establish ranges of MBE, WBE and/or DSBE participation in City contracts that represent the percentage of for-profit business opportunities that M/W/DSBEs can realistically achieve utilizing various methodologies, including the use of non-numeric participation strategies such as good faith effort and/or best efforts.
- 2) To ensure that the process for establishing participation ranges is standardized, documented and sufficiently flexible to provide the maximum opportunities to M/W/DSBEs competing for City contracts, MBEC considers factors such as the size and scope of the contract opportunities and the availability of certified M/W/DSBEs, and if practicable, certifiable firms (firms which are eligible for MBEC certification) that could perform the work of the City contract.

Factors include:

Evaluating the Project Scope Presented in the RFP, RFQ, Bid, and/or Requisition

- Clarifying and identifying project tasks, and commodities, that constitute elements of the entire project

Utilizing the MBEC Directory to Determine the Relative Availability of Ready, Willing and Able (“RWA”) Vendors That Could Perform City Contracts

- Searching the MBEC directory to identify RWA vendors who could perform the contract within the required commodity code category.
- Analyzing the business capacity of certified vendors to determine whether they have sufficient resources (financial, workforce, expertise, etc) to perform the contract. City departments may impose financial capacity requirements on bidders and proposers such as minimum gross income requirements depending on the scope of the contract.

Identification of Certifiable Firms in the Philadelphia Regional Marketplace that Are Potentially RWA to Perform City Contracts

In order to provide maximum opportunities for as many businesses throughout the region as possible, the City utilized the strategy in the New River City Economic Opportunity Plan that provided the opportunity for prime consultants and contractors to identify certifiable firms in their bid. These certifiable firms

would have to be certified by MBEC no later than ten calendar days after the date of the bid opening in order for their participation to count towards the prime's efforts to meet the participation requirements. This approach was a departure from standard bid requirements that requires firms to become certified no later than the date of bid opening.

Calculating Numeric Participation Ranges

- In public works contracts, City departments assign a dollar value to each project task. MBEC identifies the project tasks for which there are RWA vendors and considers this data in relation to the total estimated project costs in order to calculate the percentage of the contracting opportunities achievable by M/W/DSBEs. MBEC then sets narrowly tailored ranges of achievable participation based on the project data and also considers factors such as the size and scope of the contract services, past contracting data, availability of RWA vendors (including certified and certifiable firms), vendor business capacity and expertise, and contract requirements.
- In SSE, requisitions may include requirements contracts for goods or services, and personal and professional services. In these contracts, MBEC considers the above-mentioned factors in relation to the total value of the contracting opportunity in the requisition in order to determine achievable ranges of M/W/DSBE participation.
- MBEC utilizes a similar approach to establish participation ranges in PPS contracts that it uses in setting ranges for SSE contracts. MBEC reviews the scope and size of the services in the RFP, and considers the above-discussed factors.

Non-Numeric Participation Strategies

The City has determined that participation range setting methodologies are not limited to numeric participation ranges and has utilized non-numeric participation strategies to establish and evaluate meaningful and substantial M/W/DSBE participation in City contracts. MBEC may recommend in its evaluations that bidders and proposers utilize their best efforts to include M/W/DSBE firms in contracts that consist of commodity code categories with low concentrations of certified vendors.

The Airport FMC bid, more fully discussed in Section 2 utilized a participation strategy based on the requirement that bidders utilize their good faith efforts to allocate certain schedules of services on a tiered basis to M/W/DSBEs subcontractors as primary and exclusive responsibility for that schedule of service (first tier subcontractor), and for supply efforts such as replacement inventory, equipment, etc (second tier subcontractors).

MBEC Outreach Program

Objectives

To facilitate the increase of meaningful and substantial participation in City contracting for minority, women, and disabled owned firms through the following actions:

- 1) Conduct outreach to identify ready, willing and able firms in the Philadelphia regional marketplace to encourage them to apply for certification in order to increase the pool of viable MBEC certified firms.
- 2) Serve as a resource to MBEC certified firms to further their access to City contracting opportunities
- 3) Develop strategies to help firms increase their business and financial capacity to compete for City contracts

Action Steps

To further the recruitment of minority, woman, and disabled owned firms for certification, MBEC is developing a database of regional firms, and is meeting with stakeholders to identify vendors who can participate in the MBEC certification process

MBEC is currently researching information from multiple sources including universities, chambers of commerce, the Small Business Administration, US Census Bureau, and other federal, state, and local governmental agencies, in order to identify firms in the Philadelphia region that can be targeted for certification recruitment efforts. Other MBEC recruitment efforts include:

- Working with City Departments to encourage them to refer potentially eligible vendors currently working on City contracts to become MBEC certified.
- Meeting periodically with stakeholders in the Philadelphia business community i.e., chambers of commerce, and business associations, to educate their membership about MBEC certification and City contracting opportunities.
- Reaching out to constituencies that are underrepresented in the pool of MBEC certified vendors. MBEC has increased recruitment efforts in the Hispanic and Asian business communities that currently represent seven and nine percent of MBEC certified firms, respectively. MBEC is also reaching out to organizations that can help identify disabled-owned businesses that can be targeted for certification recruitment efforts,

including the Small Business Administration, and the Mayor's Commission on People with Disabilities.

- MBEC conducts an on-going analysis of its directory to identify product categories requested by City departments that have low concentrations of MBEC certified vendors, and targets outreach activities to identify and recruit firms that could be certified in these areas. These underutilized codes include food service, medical supplies, and printing services.
- Outreach events included activities hosted by the Mayor's Commission on People with Disabilities, the World Congress on People with Disabilities, the Korean Chamber of Commerce, the Cambodian Association of Greater Philadelphia, the Hispanic Business Fair, and the Empowerment Group. As a result, in FY 06, the number of certified Hispanic vendors has increased by 10 percent, to 83 firms, and the number of certified Asian vendors increased by 13 percent to 103 firms. Currently, three certification applications are pending for disabled-owned firms.
- **MBEC creates matchmaking and networking opportunities for M/W/DSBEs.**

MBEC connects certified firms with City Departments and prime contractors through pre-bid/proposal meetings, subcontracting opportunities meetings and networking to facilitate matchmaking opportunities for M/W/DSBEs to get business. Recent activities included:

- More recently, in January, 2007, MOIS, the Board of Pensions, MBEC, and Vitech Systems Group hosted a subcontractor opportunities meeting that presented opportunities including data conversion, end user documentation, training and testing, and project administration relative to the implementation of a new pensions benefit IT system to replace the existing system. Twenty-eight MBEC certified vendors attended, and ten bid on subcontracting opportunities that are being considered.
- In FY 06, MBEC participated in matchmaking sessions including, Independence Blue Cross, the Philadelphia Advertising and Business Show, and Comcast. The Independence Blue Cross event was attended by twenty-five MBEC certified vendors, who met directly with Independence Blue Cross purchasers.
- **MBEC educates vendors about the benefits of certification and how to navigate the City's contracting processes for competitively and non-competitively bid opportunities.**

MBEC continuously updates its website (www.phila.gov/mbec), and utilizes fax, e-mail, and phone contact to communicate with vendors about City contracting opportunities. Vendors are also encouraged to sign up on bid lists in the Procurement Department so that they can receive bidding information in commodity codes of interest to them.

- Overall in FY 06, MBEC participated in close to fifty outreach activities reaching over 3500 people. Activities included:

Conducted certification workshops that educated vendors about the certification process and how to do business with the City. In FY 06, MBEC hosted twenty-five certification workshops, including informational sessions about the City's procurement bidding process, and how to submit professional services proposals on the City's e-contracts website, in compliance with the requisite legislative mandates. Over 900 vendors attended these workshops.

MBEC works with financial institutions, governmental agencies, and non-profit organizations to help vendors increase their business and financial capacity to compete for City contracts

There are many barriers MBEC vendors face in sustaining and expanding their businesses, including the lack of financial capital. To address these issues, MBEC has begun partnering with financial institutions such as Citizens Bank, and governmental agencies including, PIDC, PCDC, and the Small Business Administration in order to connect vendors with the appropriate resource.

These collaborations enable MBEC vendors to become informed about programs that can assist the development of the financial capacity of their businesses. Recently, Citizens Bank hosted an event in the City's Municipal Services Building that presented the Philadelphia Business Builder Loan Program to about twenty-five MBEC certified vendors.

The bank's representatives serviced vendors on the spot and several vendors were able to obtain loans and credit lines. The program was developed to allow Citizen's Bank to offer more flexible small business loans and line products to businesses located in predominately minority census tracts or those located in low and moderate income census tracts in the City of Philadelphia. Through this program, Citizen's Bank can generate more small business loans and increase capital access to those targeted small businesses.

Other activities included events MBEC hosted with PCDC concerning PCDC's Small Business Lending Program that offers various loan options designed specifically for MBE and WBE firms. Such loans include the Revolving Loan

Fund which provides revolving lines-of-credit up to \$100,000 to certified minority and woman owned business enterprises. The borrower may draw on the loan to cover such items as direct contract costs, materials, labor and benefits, subcontracting costs, and equipment rentals. The borrower also has the option to draw funds as an advance against contract receivables.

Future events to assist MBEC certified vendors include project management training with Turner Construction Company, a supplier diversity opportunities meeting with Aetna Health Insurance, and an informational meeting for disabled vendors that will present contracting opportunities at the Philadelphia International Airport.

Footnotes

1. City of Philadelphia Minority Business Enterprise Council M/W/DSBE Annual Report for Fiscal Year 1999, Exhibit 1
2. City of Philadelphia Supplemental Report of Revenues & Obligations, Fiscal Year Ended June 30, 2006, January 31, 2007, pgs 2-3, 61
3. City of Philadelphia Comprehensive Annual Financial Report, Fiscal Year Ended June 30, 2006, February 23, 2007, pg 50
4. City of Philadelphia Supplemental Report of Revenues & Obligations, Fiscal Year Ended June 30, 2006, January 31, 2007, pg 17
5. City of Philadelphia Five-Year Financial Plan, Fiscal Year 2008-Fiscal Year 2012 (including Fiscal Year 2007), February 22, 2007, pg 49

Appendix 1

Definitions

Automated Contract Information System (ACIS) provides a centralized repository of professional services contract documents, programmatic and fiscal information, status tracking information, and management reports.

Advanced Purchasing Inventory Control System (ADPICS) is the citywide procurement system that automates the procurement process for bid contracts from purchase order to final payment.

Bid Bonds are a form of bid security required by law for Public Works bids and demolition bids. Each bid must be accompanied by a bid bond on the City's bond form in the amount of 10% of the gross amount of the bid.

Qualified Disadvantaged Business Enterprise or DBE as defined under Chapter 17-1501(8) of the Philadelphia Code: (a) A Small Business Enterprise which is at least fifty-one percent (51%) owned and controlled by one or more socially and economically disadvantaged individuals; or (b) A business (other than a Small Business Enterprise) in which at least fifty one percent (51%) of the stock is owned by one or more socially and economically disadvantaged individuals; provided, however, that any such business that has received more than seventeen million dollars (\$17,000,000) in three consecutive years of contract work from the City shall not be considered a DBE, unless it can show that, as a result of prejudice or differential treatment based on the socially and economically disadvantaged status of its ownership, its ability to compete in the free enterprise system has been impaired due to diminished capital and credit opportunities as compared to others in the same business who have not been subject to such prejudice or differential treatment. (c) A business certified by a government agency as a qualified minority, women, disabled or disadvantaged business

Financial and Accounting Management Information System (FAMIS) is the City's centralized electronic accounting system for maintaining payment processing and financial activity.

Formal Contracts are City contracts valued above \$25,000 that are competitively bid or awarded through the RFP process.

Invoicing Minority Participation and Compliance Tracking (IMPACT) is a web-based tool that monitors the contract compliance and participation of MBEC-certified vendors according to subcontracting goals and actual performance. Although IMPACT has been installed, interface with the City's mainframe applications, including ACIS, and FAMIS, are now part of the current

information systems project that will upgrade FAMIS and install a new system, Web Procure.

Miscellaneous Order Purchases (MOPs) are contractual agreements for professional services valued at or below \$25,000 (sometimes referred to as informal contracts). Departments issue notices of opportunities and conduct their own selection process for these contracts.

Minority, Women or Disabled Business Enterprise (M/W/DS-BE) minority, women or disabled owned for-profit business enterprises that are certified by MBEC (and as further defined by Executive Order 02-05 and applicable law under the Philadelphia Code).

Performance Bonds for Public Works contracts must be posted by the successful vendor equivalent to 100% of the contract to be executed by an approved security company.

Performance Security for Supplies, Services, and Equipment contracts depend on the type of bid and dollar amount involved. For those under over \$25,000 but under \$500,000, the awarded vendor is required to pay a performance bond fee based on the total amount of the contract award. For contracts over \$500,000 and all demolition contracts, the vendor must post an individual performance bond on the City's bond form equivalent to 100% of the contract to be executed by a surety company approved by the City.

Personal and Professional Services (PPS) are contracting opportunities for services that are not subject to competitive bidding requirements such as general consulting, legal, engineering, architectural design, public health, social services, and other professional services. These contracts are issued by City Departments and awarded pursuant to the requirements under Chapter 17-1400 of the Philadelphia Code. Accordingly, PPS opportunities are posted on the eContract Philly website (www.phila.gov/contracts).

Public Works (PW) are contracting opportunities in construction, reconstruction, alteration, repair or and/or the improvement of City owned properties, including land, buildings, streets, bridges, highways, or sewers. Contracts are subject to competitive bidding requirements.

Small Order Purchases (SOPs) are informal request for quotations for fiscal year purchases over \$500 up to \$25,000 for Services (other than repairs), Supplies and Equipment. Operating departments can directly solicit for these purchases and are required to obtain competitive quotations.

Services, Supplies and Equipment (SS&E) are contracting opportunities for services, supplies and equipment and demolitions which are subject to competitive bidding requirements.

Special Procurement Evaluation Enhancement Database (SPEED) is the information system that tracks bid awards, contracts, and purchase orders for City of Philadelphia Public Works Projects. Also, the system tracks requisitions, bids, awards contracts and change orders for city departments requesting Supplies, Equipment and miscellaneous services.

For Profit Contract Activity
For Mayoral Departments
Fiscal Years 2006 and 2005

	TOTAL AMOUNT	MBE AMOUNT	MBE %	WBE AMOUNT	WBE %	DS AMOUNT	DS %	Total Participation	Total %
FISCAL YEAR 2006									
PUBLIC WORKS (PW)*	141,027,068	16,388,265	11.62%	10,916,929	7.74%	297,794	0.21%	27,602,988	19.57%
SUPPLY, SERVICE & EQUIPMENT (Procurement City Wide) (SSE)*	101,722,638	11,835,437	11.64%	4,612,743	4.53%	-	0.00%	16,448,180	16.17%
PERSONAL & PROFESSIONAL SERVICES (PPS)*	257,168,339	47,597,181	18.51%	19,272,092	7.49%	35,000	0.01%	66,904,273	26.02%
MISCELLANEOUS ORDER PURCHASES (MOP)***	4,227,592	119,720	2.83%	484,658	11.46%	-	0.00%	604,378	14.30%
SMALL ORDER PURCHASES (SOP)***	4,839,342	278,957	5.76%	321,785	6.65%	-	0.00%	600,742	12.41%
INVESTMENT COMMISSION/BOND ISSUE & CONSULTANT FEES	31,000,985	2,204,501	7.11%	892,145	2.88%	-	0.00%	3,096,646	9.99%
TOTAL	539,985,964	78,424,061	14.52%	36,500,352	6.76%	332,794	0.06%	115,257,207	21.34%
FISCAL YEAR 2005									
PUBLIC WORKS (PW)**	125,083,562	13,357,289	10.68%	7,002,751	5.60%	31,999	0.03%	20,392,039	16.30%
SUPPLY, SERVICE & EQUIPMENT (Procurement City Wide) (SSE)**	122,016,278	10,299,565	8.44%	7,338,195	6.01%	-	0.00%	17,637,760	14.46%
PERSONAL & PROFESSIONAL SERVICES (PPS)**	321,869,207	60,219,058	18.71%	30,010,489	9.32%	19,658	0.01%	90,249,205	28.04%
MISCELLANEOUS ORDER PURCHASES (MOP)***	3,760,351	172,825	4.60%	358,340	9.53%	13,000	0.35%	544,165	14.47%
SMALL ORDER PURCHASES (SOP)***	3,098,682	177,608	5.73%	94,017	3.03%	-	0.00%	271,625	8.77%
INVESTMENT COMMISSION/CONSULTANT FEES*****	25,473,962	1,528,672	6.00%	882,077	3.46%	-	0.00%	2,410,749	9.46%
TOTAL	601,302,043	85,755,017	14.26%	45,685,869	7.60%	64,657	0.01%	131,505,543	21.87%

* The for-profit activity in City contracts presented in this report reflects encumbered amounts to MBEC certified M/W/DSBEs, including subcontractors.

** PW & SSE & PPS totals reflect dollar amount of commitments at time of the award.

***SOPs and MOPs and investment fees totals reflect dollar amount of payments.

*****Includes total FY 2005 dollars for Risk Mgmt and Board of Pensions and mid year 2005 dollars for the Treasurer's Office.

DBEs	AMOUNT	%
PUBLIC WORKS		
NATIVE AMERICAN(S)	3,939,102	2.79%
ASIAN (S)	4,595,498	3.26%
AFRICAN AMERICAN(S)	5,983,873	4.24%
HISPANIC(S)	2,732,863	1.94%
WHITE FEMALE(S)	10,028,908	7.11%
OTHER	24,950	0.02%
DISABLED	297,794	0.21%
TOTAL	\$27,602,988	19.57%
PROCUREMENT CITY WIDE (FORMAL CONTRACTS ABOVE \$25,000)		
NATIVE AMERICAN(S)	0	0.00%
ASIAN (S)	1,443,597	1.42%
AFRICAN AMERICAN(S)	9,238,732	9.08%
HISPANIC(S)	1,355,591	1.33%
WHITE FEMALE(S)	4,410,260	4.34%
TOTAL	\$16,448,180	16.17%
PERSONAL & PROFESSIONAL SERVICES (CONTRACTS ABOVE \$25,000)		
NATIVE AMERICAN(S)	197,000	0.08%
ASIAN (S)	4,216,350	1.64%
AFRICAN AMERICAN(S)	44,400,959	17.27%
HISPANIC(S)	7,697,865	2.99%
WHITE FEMALE(S)	9,240,285	3.59%
OTHER	1,116,814	0.43%
DISABLED	35,000	0.01%
TOTAL	\$66,904,273	26.02%
MISCELLANEOUS ORDERS PURCHASES (CONTRACTS \$25,000 & BELOW)		
NATIVE AMERICAN(S)	0	0.00%
ASIAN (S)	10,000	0.24%
AFRICAN AMERICAN(S)	185,898	4.40%
HISPANIC(S)	21,820	0.52%
WHITE FEMALE(S)	386,660	9.15%
TOTAL	\$604,378	14.30%
SMALL ORDER PURCHASES (CONTRACTS \$25,000 & BELOW)		
NATIVE AMERICAN(S)	0	0.00%
ASIAN (S)	0	0.00%
AFRICAN AMERICAN(S)	182,433	3.77%
HISPANIC(S)	56,130	1.16%
WHITE FEMALE(S)	362,179	7.48%
TOTAL	\$600,742	12.41%
INVESTMENT COMMISSIO/CONSULTANT FEES		
NATIVE AMERICAN(S)	0	0.00%
ASIAN (S)	317,977	1.03%
AFRICAN AMERICAN(S)	1,708,726	5.51%
HISPANIC(S)	848,851	0.16%
WHITE FEMALE(S)	221,092	0.71%
TOTAL	\$3,096,646	9.99%
GRAND TOTAL	\$115,257,207	21.34%

CITY OF PHILADELPHIA
MINORITY BUSINESS ENTERPRISE COUNCIL

PARTICIPATION BY DEPARTMENT
FISCAL YEAR 2006

Aviation	MBE	WBE	DSBE		
				TOTAL	PERCENTAGE
PUBLIC WORKS	\$ 4,349,841	\$ 5,051,266	\$ 61,000	\$ 9,462,107	12.88%
PROFESSIONAL SERVICES	\$ 8,570,599	\$ 2,131,339	\$ -	\$ 10,701,938	14.57%
MISC ORDER PURCHASE	\$ 15,000	\$ 125,000	\$ -	\$ 140,000	0.19%
SMALL ORDER PURCHASE	\$ 20,152	\$ 47,412	\$ -	\$ 67,564	0.09%
TOTAL	\$ 12,955,592	\$ 7,355,017	\$ 61,000	\$ 20,371,609	27.73%
TOTAL PERCENTAGE	17.63%	10.01%	0.08%		
FY'05 ACTUAL	17.05%	4.72%	0.00%	21.77%	
FY'06 GOAL	10.00%	30.00%	0.12%		
FY'07 GOAL	10.00%	10.00%	0.00%		
			M/W/DS-BE TOTAL	\$ 20,371,609	27.73%
			DEPARTMENTAL TOTAL	\$ 73,474,443	
Behavioral Health/Mental Retardation Services	MBE	WBE	DSBE		
				TOTAL	PERCENTAGE
PUBLIC WORKS	\$ -	\$ -	\$ -	\$ -	0.00%
PROFESSIONAL SERVICES	\$ 133,000	\$ -	\$ -	\$ 133,000	0.99%
MISC ORDER PURCHASE	\$ -	\$ -	\$ -	\$ -	0.00%
SMALL ORDER PURCHASE	\$ -	\$ -	\$ -	\$ -	0.00%
TOTAL	\$ 133,000	\$ -	\$ -	\$ 133,000	0.99%
TOTAL PERCENTAGE	0.99%	0.00%	0.00%		
FY'05 ACTUAL	1.04%	0.00%	0.00%	1.04%	
FY'06 GOAL	15.00%	5.00%	0.00%		
FY'07 GOAL	15.00%	5.00%	0.00%		
			M/W/DS-BE TOTAL	\$ 133,000	0.99%
			DEPARTMENTAL TOTAL	\$ 13,396,381	
Capital Program Office	MBE	WBE	DSBE		
				TOTAL	PERCENTAGE
PUBLIC WORKS	\$ 2,712,657	\$ 1,701,941	\$ 35,524	\$ 4,450,122	16.41%
PROFESSIONAL SERVICES	\$ 516,590	\$ 263,328	\$ -	\$ 779,918	2.88%
MISC ORDER PURCHASE	\$ 21,820	\$ -	\$ -	\$ 21,820	0.08%
SMALL ORDER PURCHASE	\$ -	\$ -	\$ -	\$ -	0.00%
TOTAL	\$ 3,251,067	\$ 1,965,269	\$ 35,524	\$ 5,251,860	19.37%
TOTAL PERCENTAGE	11.99%	7.25%	0.13%		
FY'05 ACTUAL	15.51%	5.67%	0.05%	21.23%	
FY'06 GOAL	20.00%	10.00%	2.00%		
FY'07 GOAL	20.00%	15.00%	2.00%		
			M/W/DS-BE TOTAL	\$ 5,251,860	19.37%
			DEPARTMENTAL TOTAL	\$ 27,119,192	

CITY OF PHILADELPHIA
MINORITY BUSINESS ENTERPRISE COUNCIL

PARTICIPATION BY DEPARTMENT
FISCAL YEAR 2006

City Planning Commission	MBE	WBE	DSBE		
				TOTAL	PERCENTAGE
PUBLIC WORKS	\$ -	\$ -	\$ -	\$ -	0.00%
PROFESSIONAL SERVICES	\$ 18,529	\$ 4,459	\$ -	\$ 22,988	23.03%
MISC ORDER PURCHASE	\$ -	\$ -	\$ -	\$ -	0.00%
SMALL ORDER PURCHASE	\$ -	\$ -	\$ -	\$ -	0.00%
TOTAL	\$ 18,529	\$ 4,459	\$ -	\$ 22,988	23.03%
TOTAL PERCENTAGE	18.57%	4.47%	0.00%		
FY'05 ACTUAL	8.60%	23.78%	0.00%	32.38%	
FY'06 GOAL	20.00%	10.00%	2.00%		
FY'07 GOAL	15.00%	25.00%	2.00%		
			M/W/DS-BE TOTAL	\$ 22,988	23.03%
			DEPARTMENTAL TOTAL	\$ 99,796	
Commerce	MBE	WBE	DSBE		
				TOTAL	PERCENTAGE
PUBLIC WORKS	\$ -	\$ -	\$ -	\$ -	0.00%
PROFESSIONAL SERVICES	\$ -	\$ 52,800	\$ -	\$ 52,800	80.24%
MISC ORDER PURCHASE	\$ -	\$ -	\$ -	\$ -	0.00%
SMALL ORDER PURCHASE	\$ -	\$ -	\$ -	\$ -	0.00%
TOTAL	\$ -	\$ 52,800	\$ -	\$ 52,800	80.24%
TOTAL PERCENTAGE	0.00%	80.24%	0.00%		
FY'05 ACTUAL	17.59%	15.75%	0.01%	33.35%	
FY'06 GOAL	30.00%	20.00%	2.00%		
FY'07 GOAL	30.00%	20.00%	2.00%		
			M/W/DS-BE TOTAL	\$ 52,800	80.24%
			DEPARTMENTAL TOTAL	\$ 65,800	
Emergency Shelter & Services (OESS)	MBE	WBE	DSBE		
				TOTAL	PERCENTAGE
PUBLIC WORKS	\$ -	\$ -	\$ -	\$ -	0.00%
PROFESSIONAL SERVICES	\$ 653,691	\$ -	\$ -	\$ 653,691	17.49%
MISC ORDER PURCHASE	\$ -	\$ 23,360	\$ -	\$ 23,360	0.62%
SMALL ORDER PURCHASE	\$ -	\$ 20,000	\$ -	\$ 20,000	0.54%
TOTAL	\$ 653,691	\$ 43,360	\$ -	\$ 697,051	18.65%
TOTAL PERCENTAGE	17.49%	1.16%	0.00%		
FY'05 ACTUAL	0.00%	0.00%	0.00%		
FY'06 GOAL	15.00%	10.00%	0.00%	25.00%	
FY'07 GOAL	15.00%	10.00%	0.00%		
			M/W/DS-BE TOTAL	\$ 697,051	18.65%
			DEPARTMENTAL TOTAL	\$ 3,738,207	

CITY OF PHILADELPHIA
MINORITY BUSINESS ENTERPRISE COUNCIL

PARTICIPATION BY DEPARTMENT
FISCAL YEAR 2006

Fairmount Park Commission					
	MBE	WBE	DSBE		
				TOTAL	PERCENTAGE
PUBLIC WORKS	\$ -	\$ -	\$ -	\$ -	0.00%
PROFESSIONAL SERVICES	\$ -	\$ -	\$ -	\$ -	0.00%
MISC ORDER PURCHASE	\$ 9,600	\$ -	\$ -	\$ 9,600	14.11%
SMALL ORDER PURCHASE	\$ -	\$ 8,334	\$ -	\$ 8,334	12.25%
TOTAL	\$ 9,600	\$ 8,334	\$ -	\$ 17,934	26.36%
TOTAL PERCENTAGE	14.11%	12.25%	0.00%		
FY'05 ACTUAL	0.00%	34.19%	0.00%	34.19%	
FY'06 GOAL	15.00%	15.00%	0.00%		
FY'07 GOAL	10.00%	35.00%	0.00%		
			M/W/DS-BE TOTAL	\$ 17,934	26.36%
			DEPARTMENTAL TOTAL	\$ 68,045	
Finance, Director of					
	MBE	WBE	DSDBE		
				TOTAL	PERCENTAGE
PUBLIC WORKS	\$ -	\$ -	\$ -	\$ -	0.00%
PROFESSIONAL SERVICES	\$ 55,500	\$ 583,260	\$ -	\$ 638,760	12.79%
MISC ORDER PURCHASE	\$ 41,000	\$ -	\$ -	\$ 41,000	0.82%
SMALL ORDER PURCHASE	\$ 22,900	\$ -	\$ -	\$ 22,900	0.46%
TOTAL	\$ 119,400	\$ 583,260	\$ -	\$ 702,660	14.07%
TOTAL PERCENTAGE	2.39%	11.68%	0.00%		
FY'05 ACTUAL	4.09%	11.70%	0.00%	15.79%	
FY'06 GOAL	20.00%	20.00%	0.00%		
FY'07 GOAL	20.00%	20.00%	0.00%		
			M/W/DS-BE TOTAL	\$ 702,660	14.07%
			DEPARTMENTAL TOTAL	\$ 4,994,020	
Fire					
	MBE	WBE	DSBE		
				TOTAL	PERCENTAGE
PUBLIC WORKS	\$ -	\$ -	\$ -	\$ -	0.00%
PROFESSIONAL SERVICES	\$ 488,250	\$ 25,000	\$ -	\$ 513,250	12.83%
MISC ORDER PURCHASE	\$ -	\$ -	\$ -	\$ -	0.00%
SMALL ORDER PURCHASE	\$ 10,366	\$ 961	\$ -	\$ 11,327	0.28%
TOTAL	\$ 498,616	\$ 25,961	\$ -	\$ 524,577	13.12%
TOTAL PERCENTAGE	12.47%	0.65%	0.00%		
FY'05 ACTUAL	0.05%	0.00%	0.00%	0.05%	
FY'06 GOAL	15.00%	5.00%	0.00%		
FY'07 GOAL	10.00%	5.00%	0.00%		
			M/W/DS-BE TOTAL	\$ 524,577	13.12%
			DEPARTMENTAL TOTAL	\$ 3,999,169	

CITY OF PHILADELPHIA
MINORITY BUSINESS ENTERPRISE COUNCIL

PARTICIPATION BY DEPARTMENT
FISCAL YEAR 2006

Fleet Management					
	MBE	WBE	DSBE		
				TOTAL	PERCENTAGE
PUBLIC WORKS	\$ -	\$ -	\$ -	\$ -	0.00%
PROFESSIONAL SERVICES	\$ -	\$ -	\$ -	\$ -	0.00%
MISC ORDER PURCHASE	\$ 1,500	\$ 25,000	\$ -	\$ 26,500	7.70%
SMALL ORDER PURCHASE	\$ 1,495	\$ 6,120	\$ -	\$ 7,615	2.21%
TOTAL	\$ 2,995	\$ 31,120	\$ -	\$ 34,115	9.91%
TOTAL PERCENTAGE	0.87%	9.04%	0.00%		
FY'05 ACTUAL	0.00%	6.74%	0.00%	6.74%	
FY'06 GOAL	10.00%	10.00%	0.00%		
FY'07 GOAL	10.00%	10.00%	0.00%		
			M/W/DS-BE TOTAL	\$ 34,115	9.91%
			DEPARTMENTAL TOTAL	\$ 344,156	
Health, Department of Public					
	MBE	WBE	DSBE		
				TOTAL	PERCENTAGE
PUBLIC WORKS	\$ -	\$ -	\$ -	\$ -	0.00%
PROFESSIONAL SERVICES	\$ 542,950	\$ 45,000	\$ -	\$ 587,950	14.05%
MISC ORDER PURCHASE	\$ 10,300	\$ 10,000	\$ -	\$ 20,300	0.49%
SMALL ORDER PURCHASE	\$ 1,920	\$ 12,929	\$ -	\$ 14,849	0.35%
TOTAL	\$ 555,170	\$ 67,929	\$ -	\$ 623,099	14.89%
TOTAL PERCENTAGE	13.27%	1.62%	0.00%		
FY'05 ACTUAL	28.57%	0.36%	0.00%	28.93%	
FY'06 GOAL	10.00%	10.00%	0.00%		
FY'07 GOAL	30.00%	10.00%	0.00%		
			M/W/DS-BE TOTAL	\$ 623,099	14.89%
			DEPARTMENTAL TOTAL	\$ 4,184,660	
Housing and Community Development (OHCD)					
	MBE	WBE	DSBE		
				TOTAL	PERCENTAGE
PUBLIC WORKS	\$ -	\$ -	\$ -	\$ -	0.00%
PROFESSIONAL SERVICES	\$ -	\$ 65,000	\$ -	\$ 65,000	31.64%
MISC ORDER PURCHASE	\$ -	\$ 8,700	\$ -	\$ 8,700	4.24%
SMALL ORDER PURCHASE	\$ -	\$ -	\$ -	\$ -	0.00%
TOTAL	\$ -	\$ 73,700	\$ -	\$ 73,700	35.88%
TOTAL PERCENTAGE	0.00%	35.88%	0.00%		
FY'05 ACTUAL	0.00%	7.76%	0.00%	7.76%	
FY'06 GOAL	10.00%	15.00%	0.00%		
FY'07 GOAL	10.00%	10.00%	0.00%		
			M/W/DS-BE TOTAL	\$ 73,700	35.88%
			DEPARTMENTAL TOTAL	\$ 205,413	

CITY OF PHILADELPHIA
MINORITY BUSINESS ENTERPRISE COUNCIL

PARTICIPATION BY DEPARTMENT
FISCAL YEAR 2006

Human Services, Department of		MBE	WBE	DSBE		
					TOTAL	PERCENTAGE
PUBLIC WORKS	\$	-	\$	-	\$	0.00%
PROFESSIONAL SERVICES	\$	1,146,870	\$	1,064,903	\$	4.54%
MISC ORDER PURCHASE	\$	-	\$	-	\$	0.00%
SMALL ORDER PURCHASE	\$	23,493	\$	24,515	\$	0.10%
TOTAL	\$	1,170,363	\$	1,089,418	\$	4.64%
TOTAL PERCENTAGE		2.40%		0.00%		
FY'05 ACTUAL		2.32%		0.00%	3.13%	
FY'06 GOAL		10.00%		0.00%		
FY'07 GOAL		10.00%		0.00%		
				M/W/DS-BE TOTAL	\$	4.64%
				DEPARTMENTAL TOTAL	\$	
Information Services, Mayor's Office of		MBE	WBE	DSBE		
					TOTAL	PERCENTAGE
PUBLIC WORKS	\$	-	\$	-	\$	0.00%
PROFESSIONAL SERVICES	\$	1,174,138	\$	1,072,856	\$	20.70%
MISC ORDER PURCHASE	\$	-	\$	13,000	\$	0.12%
SMALL ORDER PURCHASE	\$	-	\$	-	\$	0.00%
TOTAL	\$	1,174,138	\$	1,085,856	\$	20.82%
TOTAL PERCENTAGE		10.81%		0.00%		
FY'05 ACTUAL		16.61%		0.00%	25.17%	
FY'06 GOAL		20.00%		0.00%		
FY'07 GOAL		20.00%		0.00%		
				M/W/DS-BE TOTAL	\$	20.82%
				DEPARTMENTAL TOTAL	\$	
Law Department		MBE	WBE	DSBE		
					TOTAL	PERCENTAGE
PUBLIC WORKS	\$	-	\$	-	\$	0.00%
PROFESSIONAL SERVICES	\$	4,752,822	\$	902,244	\$	43.91%
MISC ORDER PURCHASE	\$	-	\$	-	\$	0.00%
SMALL ORDER PURCHASE	\$	-	\$	-	\$	0.00%
TOTAL	\$	4,752,822	\$	902,244	\$	43.91%
TOTAL PERCENTAGE		36.91%		0.00%		
FY'05 ACTUAL		25.24%		0.00%	26.28%	
FY'06 GOAL		35.00%		0.00%		
FY'07 GOAL		35.00%		0.00%		
				M/W/DS-BE TOTAL	\$	43.91%
				DEPARTMENTAL TOTAL	\$	

CITY OF PHILADELPHIA
MINORITY BUSINESS ENTERPRISE COUNCIL

PARTICIPATION BY DEPARTMENT
FISCAL YEAR 2006

Library, Free					
	MBE	WBE	DSBE		
				TOTAL	PERCENTAGE
PUBLIC WORKS	\$ -	\$ -	\$ -	\$ -	0.00%
PROFESSIONAL SERVICES	\$ -	\$ -	\$ -	\$ 20,946	4.19%
MISC ORDER PURCHASE	\$ -	\$ -	\$ -	\$ -	0.00%
SMALL ORDER PURCHASE	\$ 11,567	\$ 7,803	\$ -	\$ 19,370	3.87%
TOTAL	\$ 11,567	\$ 7,803	\$ -	\$ 40,316	8.06%
TOTAL PERCENTAGE	2.31%	1.56%	0.00%		
FY'05 ACTUAL	0.44%	4.51%	0.00%	4.95%	
FY'06 GOAL	10.00%	10.00%	0.00%		
FY'07 GOAL	10.00%	10.00%	0.00%		
			M/W/DS-BE TOTAL	\$ 40,316	8.06%
			DEPARTMENTAL TOTAL	\$ 500,312	
Licenses and Inspections, Department of					
	MBE	WBE	DSBE		
				TOTAL	PERCENTAGE
PUBLIC WORKS	\$ -	\$ -	\$ -	\$ -	0.00%
PROFESSIONAL SERVICES	\$ 662,245	\$ 198,150	\$ -	\$ 860,395	66.58%
MISC ORDER PURCHASE	\$ -	\$ -	\$ -	\$ -	0.00%
SMALL ORDER PURCHASE	\$ 17,200	\$ 23,730	\$ -	\$ 40,930	3.17%
TOTAL	\$ 679,445	\$ 221,880	\$ -	\$ 901,325	69.75%
TOTAL PERCENTAGE	52.58%	17.17%	0.00%		
FY'05 ACTUAL	26.23%	15.52%	0.00%	41.75%	
FY'06 GOAL	35.00%	10.00%	0.00%		
FY'07 GOAL	35.00%	20.00%	0.00%		
			M/W/DS-BE TOTAL	\$ 901,325	69.75%
			DEPARTMENTAL TOTAL	\$ 1,292,196	
Managing Director's Office					
	MBE	WBE	DSBE		
				TOTAL	PERCENTAGE
PUBLIC WORKS	\$ -	\$ -	\$ -	\$ -	0.00%
PROFESSIONAL SERVICES	\$ 305,015	\$ 234,572	\$ -	\$ 539,587	28.39%
MISC ORDER PURCHASE	\$ -	\$ -	\$ -	\$ -	0.00%
SMALL ORDER PURCHASE	\$ -	\$ 37,251	\$ -	\$ 37,251	1.96%
TOTAL	\$ 305,015	\$ 271,823	\$ -	\$ 576,838	30.35%
TOTAL PERCENTAGE	16.05%	14.30%	0.00%		
FY'05 ACTUAL	2.80%	27.43%	0.00%	30.23%	
FY'06 GOAL	15.00%	15.00%	0.00%		
FY'07 GOAL	15.00%	30.00%	0.00%		
			M/W/DS-BE TOTAL	\$ 576,838	30.35%
			DEPARTMENTAL TOTAL	\$ 1,900,903	

CITY OF PHILADELPHIA
MINORITY BUSINESS ENTERPRISE COUNCIL

PARTICIPATION BY DEPARTMENT
FISCAL YEAR 2006

Mayor's Office					
	MBE	WBE	DSBE		
				TOTAL	PERCENTAGE
PUBLIC WORKS	\$ -	\$ -	\$ -	\$ -	0.00%
PROFESSIONAL SERVICES	\$ 60,000	\$ -	\$ -	\$ 60,000	10.56%
MISC ORDER PURCHASE	\$ -	\$ -	\$ -	\$ -	0.00%
SMALL ORDER PURCHASE	\$ -	\$ -	\$ -	\$ -	0.00%
TOTAL	\$ 60,000	\$ -	\$ -	\$ 60,000	10.56%
TOTAL PERCENTAGE	10.56%	0.00%	0.00%		
FY'05 ACTUAL	8.03%	0.50%	0.00%	8.53%	
FY'06 GOAL	25.00%	25.00%	5.00%		
FY'07 GOAL	25.00%	25.00%	5.00%		
			M/W/DS-BE TOTAL	\$ 60,000	10.56%
			DEPARTMENTAL TOTAL	\$ 568,260	
Mayor's Office of Community Services					
	MBE	WBE	DSBE		
				TOTAL	PERCENTAGE
PUBLIC WORKS	\$ -	\$ -	\$ -	\$ -	0.00%
PROFESSIONAL SERVICES	\$ 178,507	\$ -	\$ -	\$ 178,507	30.00%
MISC ORDER PURCHASE	\$ 10,000	\$ 24,999	\$ -	\$ 34,999	5.88%
SMALL ORDER PURCHASE	\$ -	\$ -	\$ -	\$ -	0.00%
TOTAL	\$ 188,507	\$ 24,999	\$ -	\$ 213,506	35.88%
TOTAL PERCENTAGE	31.68%	4.20%	0.00%		
FY'05 ACTUAL	72.37%	0.00%	0.00%	72.37%	
FY'06 GOAL	25.00%	20.00%	0.00%		
FY'07 GOAL	75.00%	5.00%	0.00%		
			M/W/DS-BE TOTAL	\$ 213,506	35.88%
			DEPARTMENTAL TOTAL	\$ 594,978	
Mural Arts Program					
	MBE	WBE	DSBE		
				TOTAL	PERCENTAGE
PUBLIC WORKS	\$ -	\$ -	\$ -	\$ -	0.00%
PROFESSIONAL SERVICES	\$ -	\$ -	\$ -	\$ -	0.00%
MISC ORDER PURCHASE	\$ -	\$ -	\$ -	\$ -	0.00%
SMALL ORDER PURCHASE	\$ -	\$ -	\$ -	\$ -	0.00%
TOTAL	\$ -	\$ -	\$ -	\$ -	0.00%
TOTAL PERCENTAGE	0.00%	0.00%	0.00%		
FY'05 ACTUAL	0.00%	0.00%	0.00%	0.00%	
FY'06 GOAL	0.00%	0.00%	0.00%		
FY'07 GOAL	0.00%	0.00%	0.00%		
			M/W/DS-BE TOTAL	\$ -	0.00%
			DEPARTMENTAL TOTAL	\$ 19,467	

CITY OF PHILADELPHIA
MINORITY BUSINESS ENTERPRISE COUNCIL

PARTICIPATION BY DEPARTMENT
FISCAL YEAR 2006

Pensions & Retirement, Board of					
	MBE	WBE	DSBE		
				TOTAL	PERCENTAGE
PUBLIC WORKS	\$ -	\$ -	\$ -	\$ -	0.00%
PROFESSIONAL SERVICES	\$ -	\$ -	\$ -	\$ -	0.00%
MISC ORDER PURCHASE	\$ -	\$ -	\$ -	\$ -	0.00%
SMALL ORDER PURCHASE	\$ -	\$ -	\$ -	\$ -	0.00%
TOTAL	\$ -	\$ -	\$ -	\$ -	0.00%
TOTAL PERCENTAGE	0.00%	0.00%	0.00%		
FY'05 ACTUAL	0.00%	0.00%	0.00%	0.00%	
FY'06 GOAL	10.00%	10.00%	0.00%		
FY'07 GOAL	10.00%	10.00%	0.00%		
			M/W/DS-BE TOTAL	\$ -	0.00%
			DEPARTMENTAL TOTAL	\$ 196,704	
Personnel					
	MBE	WBE	DSBE		
				TOTAL	PERCENTAGE
PUBLIC WORKS	\$ -	\$ -	\$ -	\$ -	0.00%
PROFESSIONAL SERVICES	\$ -	\$ -	\$ -	\$ -	0.00%
MISC ORDER PURCHASE	\$ 4,000	\$ 55,000	\$ -	\$ 59,000	20.22%
SMALL ORDER PURCHASE	\$ -	\$ -	\$ -	\$ -	0.00%
TOTAL	\$ 4,000	\$ 55,000	\$ -	\$ 59,000	20.22%
TOTAL PERCENTAGE	1.37%	18.85%	0.00%		
FY'05 ACTUAL	0.00%	25.00%	0.00%	25.00%	
FY'06 GOAL	10.00%	10.00%	0.00%		
FY'07 GOAL	10.00%	25.00%	0.00%		
			M/W/DS-BE TOTAL	\$ 59,000	20.22%
			DEPARTMENTAL TOTAL	\$ 291,834	
Police					
	MBE	WBE	DSBE		
				TOTAL	PERCENTAGE
PUBLIC WORKS	\$ -	\$ -	\$ -	\$ -	0.00%
PROFESSIONAL SERVICES	\$ -	\$ 74,603	\$ -	\$ 74,603	3.27%
MISC ORDER PURCHASE	\$ -	\$ 17,600	\$ -	\$ 17,600	0.77%
SMALL ORDER PURCHASE	\$ -	\$ 13,424	\$ -	\$ 13,424	0.59%
TOTAL	\$ -	\$ 105,627	\$ -	\$ 105,627	4.64%
TOTAL PERCENTAGE	0.00%	4.64%	0.00%		
FY'05 ACTUAL	0.31%	5.10%	0.00%	5.41%	
FY'06 GOAL	10.00%	15.00%	0.00%		
FY'07 GOAL	10.00%	15.00%	0.00%		
			M/W/DS-BE TOTAL	\$ 105,627	4.64%
			DEPARTMENTAL TOTAL	\$ 2,278,452	

CITY OF PHILADELPHIA
MINORITY BUSINESS ENTERPRISE COUNCIL

PARTICIPATION BY DEPARTMENT
FISCAL YEAR 2006

Prisons	MBE	WBE	DSBE		
				TOTAL	PERCENTAGE
PUBLIC WORKS	\$ -	\$ -	\$ -	\$ -	0.00%
PROFESSIONAL SERVICES	\$ 14,223,471	\$ 3,392,033	\$ -	\$ 17,615,504	23.52%
MISC ORDER PURCHASE	\$ 6,500	\$ 12,999	\$ -	\$ 19,499	0.03%
SMALL ORDER PURCHASE	\$ 11,795	\$ 19,721	\$ -	\$ 31,516	0.04%
TOTAL	\$ 14,241,766	\$ 3,424,753	\$ -	\$ 17,666,519	23.59%
TOTAL PERCENTAGE	19.02%	4.57%	0.00%		
FY'05 ACTUAL	22.53%	6.26%	0.02%	28.81%	
FY'06 GOAL	20.00%	10.00%	1.00%		
FY'07 GOAL	25.00%	10.00%	1.00%		
			M/W/DS-BE TOTAL	\$ 17,666,519	23.59%
			DEPARTMENTAL TOTAL	\$ 74,890,363	
Procurement	MBE	WBE	DSBE		
				TOTAL	PERCENTAGE
PUBLIC WORKS	\$ -	\$ -	\$ -	\$ -	0.00%
PROFESSIONAL SERVICES	\$ -	\$ -	\$ -	\$ -	0.00%
MISC ORDER PURCHASE	\$ -	\$ -	\$ -	\$ -	0.00%
SMALL ORDER PURCHASE	\$ -	\$ -	\$ -	\$ -	0.00%
TOTAL	\$ -	\$ -	\$ -	\$ -	0.00%
TOTAL PERCENTAGE	0.00%	0.00%	0.00%		
FY'05 ACTUAL	17.39%	0.00%	0.00%	17.39%	
FY'06 GOAL	10.00%	5.00%	0.00%		
FY'07 GOAL	20.00%	5.00%	0.00%		
			M/W/DS-BE TOTAL	\$ -	0.00%
			DEPARTMENTAL TOTAL	\$ 65,750	
Property, Department of Public	MBE	WBE	DSBE		
				TOTAL	PERCENTAGE
PUBLIC WORKS	\$ -	\$ -	\$ -	\$ -	0.00%
PROFESSIONAL SERVICES	\$ 9,956,170	\$ 4,045,097	\$ -	\$ 14,001,267	88.91%
MISC ORDER PURCHASE	\$ -	\$ 20,000	\$ -	\$ 20,000	0.13%
SMALL ORDER PURCHASE	\$ -	\$ 7,641	\$ -	\$ 7,641	0.05%
TOTAL	\$ 9,956,170	\$ 4,072,738	\$ -	\$ 14,028,908	89.08%
TOTAL PERCENTAGE	63.22%	25.86%	0.00%		
FY'05 ACTUAL	66.11%	25.99%	0.00%	92.10%	
FY'06 GOAL	25.00%	30.00%	1.00%		
FY'07 GOAL	70.00%	26.00%	0.00%		
			M/W/DS-BE TOTAL	\$ 14,028,908	89.08%
			DEPARTMENTAL TOTAL	\$ 15,748,264	

CITY OF PHILADELPHIA
MINORITY BUSINESS ENTERPRISE COUNCIL

PARTICIPATION BY DEPARTMENT
FISCAL YEAR 2006

Records	MBE	WBE	DSBE		
				TOTAL	PERCENTAGE
PUBLIC WORKS	\$ -	\$ -	\$ -	\$ -	0.00%
PROFESSIONAL SERVICES	\$ 1,396,000	\$ 106,500	\$ -	\$ 1,502,500	37.09%
MISC ORDER PURCHASE	\$ -	\$ 7,000	\$ -	\$ 7,000	0.17%
SMALL ORDER PURCHASE	\$ -	\$ -	\$ -	\$ -	0.00%
TOTAL	\$ 1,396,000	\$ 113,500	\$ -	\$ 1,509,500	37.26%
TOTAL PERCENTAGE	34.46%	2.80%	0.00%		
FY'05 ACTUAL	33.04%	7.88%	0.00%	40.92%	
FY'06 GOAL	5.00%	15.00%	0.00%		
FY'07 GOAL	35.00%	10.00%	0.00%		
			M/W/DS-BE TOTAL	\$ 1,509,500	37.26%
			DEPARTMENTAL TOTAL	\$ 4,050,915	
Recreation	MBE	WBE	DSBE		
				TOTAL	PERCENTAGE
PUBLIC WORKS	\$ 12,249	\$ -	\$ -	\$ 12,249	1.73%
PROFESSIONAL SERVICES	\$ -	\$ -	\$ -	\$ -	0.00%
MISC ORDER PURCHASE	\$ -	\$ -	\$ -	\$ -	0.00%
SMALL ORDER PURCHASE	\$ 47,939	\$ 16,685	\$ -	\$ 64,624	9.15%
TOTAL	\$ 60,188	\$ 16,685	\$ -	\$ 76,873	10.89%
TOTAL PERCENTAGE	8.52%	2.36%	0.00%		
FY'05 ACTUAL	13.76%	2.87%	0.00%	16.63%	
FY'06 GOAL	10.00%	10.00%	0.00%		
FY'07 GOAL	15.00%	10.00%	0.00%		
			M/W/DS-BE TOTAL	\$ 76,873	10.89%
			DEPARTMENTAL TOTAL	\$ 706,108	
Revenue	MBE	WBE	DSBE		
				TOTAL	PERCENTAGE
PUBLIC WORKS	\$ -	\$ -	\$ -	\$ -	0.00%
PROFESSIONAL SERVICES	\$ 103,900	\$ 289,400	\$ -	\$ 393,300	18.45%
MISC ORDER PURCHASE	\$ -	\$ 10,000	\$ -	\$ 10,000	0.47%
SMALL ORDER PURCHASE	\$ -	\$ -	\$ -	\$ -	0.00%
TOTAL	\$ 103,900	\$ 299,400	\$ -	\$ 403,300	18.92%
TOTAL PERCENTAGE	4.87%	14.05%	0.00%		
FY'05 ACTUAL	18.02%	25.22%	0.00%	43.24%	
FY'06 GOAL	15.00%	20.00%	0.00%		
FY'07 GOAL	25.00%	25.00%	0.00%		
			M/W/DS-BE TOTAL	\$ 403,300	18.92%
			DEPARTMENTAL TOTAL	\$ 2,131,423	

CITY OF PHILADELPHIA
MINORITY BUSINESS ENTERPRISE COUNCIL

PARTICIPATION BY DEPARTMENT
FISCAL YEAR 2006

Revision of Taxes, Board of	MBE	WBE	DSBE		
				TOTAL	PERCENTAGE
PUBLIC WORKS	\$ -	\$ -	\$ -	\$ -	0.00%
PROFESSIONAL SERVICES	\$ -	\$ 3,254,582	\$ -	\$ 3,254,582	76.30%
MISC ORDER PURCHASE	\$ -	\$ -	\$ -	\$ -	0.00%
SMALL ORDER PURCHASE	\$ -	\$ -	\$ -	\$ -	0.00%
TOTAL	\$ -	\$ 3,254,582	\$ -	\$ 3,254,582	76.30%
TOTAL PERCENTAGE	0.00%	76.30%	0.00%		
FY'05 ACTUAL	4.42%	1.88%	0.00%	6.30%	
FY'06 GOAL	10.00%	30.00%	0.00%		
FY'07 GOAL	10.00%	10.00%	0.00%		
			M/W/DS-BE TOTAL	\$ 3,254,582	76.30%
			DEPARTMENTAL TOTAL	\$ 4,265,382	
Streets	MBE	WBE	DSBE		
				TOTAL	PERCENTAGE
PUBLIC WORKS	\$ 251,595	\$ 260,410	\$ -	\$ 512,005	5.07%
PROFESSIONAL SERVICES	\$ 467,758	\$ 151,480	\$ -	\$ 619,238	6.13%
MISC ORDER PURCHASE	\$ -	\$ 20,000	\$ -	\$ 20,000	0.20%
SMALL ORDER PURCHASE	\$ 20,135	\$ 13,875	\$ -	\$ 34,010	0.34%
TOTAL	\$ 739,488	\$ 445,765	\$ -	\$ 1,185,253	11.74%
TOTAL PERCENTAGE	7.32%	4.41%	0.00%		
FY'05 ACTUAL	10.30%	5.50%	0.00%	15.80%	
FY'06 GOAL	15.00%	10.00%	0.00%		
FY'07 GOAL	15.00%	10.00%	0.00%		
			M/W/DS-BE TOTAL	\$ 1,185,253	11.74%
			DEPARTMENTAL TOTAL	\$ 10,098,758	
Treasurer, City	MBE	WBE	DSBE		
				TOTAL	PERCENTAGE
PUBLIC WORKS	\$ -	\$ -	\$ -	\$ -	0.00%
PROFESSIONAL SERVICES	\$ -	\$ -	\$ -	\$ -	0.00%
MISC ORDER PURCHASE	\$ -	\$ -	\$ -	\$ -	0.00%
SMALL ORDER PURCHASE	\$ -	\$ -	\$ -	\$ -	0.00%
TOTAL	\$ -	\$ -	\$ -	\$ -	0.00%
TOTAL PERCENTAGE	0.00%	0.00%	0.00%		
FY'05 ACTUAL	10.00%	5.00%	0.00%	15.00%	
FY'06 GOAL	25.00%	15.00%	0.00%		
FY'07 GOAL	20.00%	10.00%	10.00%		
			M/W/DS-BE TOTAL	\$ -	0.00%
			DEPARTMENTAL TOTAL	\$ -	

CITY OF PHILADELPHIA
MINORITY BUSINESS ENTERPRISE COUNCIL

PARTICIPATION BY DEPARTMENT
FISCAL YEAR 2006

Water Department	MBE	WBE	DSBE		
				TOTAL	PERCENTAGE
PUBLIC WORKS	\$ 9,061,922	\$ 3,903,312	\$ 201,270	\$ 13,166,504	15.77%
PROFESSIONAL SERVICES	\$ 2,191,176	\$ 1,315,486	\$ -	\$ 3,506,662	4.20%
MISC ORDER PURCHASE	\$ -	\$ 112,000	\$ -	\$ 112,000	0.13%
SMALL ORDER PURCHASE	\$ 89,994	\$ 61,383	\$ -	\$ 151,377	0.18%
TOTAL	\$ 11,343,092	\$ 5,392,181	\$ 201,270	\$ 16,936,543	20.28%
TOTAL PERCENTAGE	13.59%	6.46%	0.24%		
FY'05 ACTUAL	8.17%	6.11%	0.04%	14.32%	
FY'06 GOAL	15.00%	10.00%	2.00%		
FY'07 GOAL	20.00%	10.00%	2.00%		
			M/W/DS-BE TOTAL	\$ 16,936,543	20.28%
			DEPARTMENTAL TOTAL	\$ 83,494,992	
All Departments	MBE	WBE	DSBE		
				TOTAL	PERCENTAGE
PUBLIC WORKS	\$ 16,388,265	\$ 10,916,929	\$ 297,794	\$ 27,602,988	5.42%
PROFESSIONAL SERVICES	\$ 47,597,181	\$ 19,272,092	\$ 35,000	\$ 66,904,273	13.14%
SSE (PROCUREMENT CITY WIDE)	\$ 11,835,437	\$ 4,612,743	\$ -	\$ 16,448,180	3.23%
MISC ORDER PURCHASE	\$ 119,720	\$ 484,658	\$ -	\$ 604,378	0.12%
SMALL ORDER PURCHASE	\$ 278,957	\$ 321,785	\$ -	\$ 600,742	0.12%
TOTAL	\$ 76,219,560	\$ 35,608,207	\$ 332,794	\$ 112,160,561	22.04%
TOTAL PERCENTAGE					
			M/W/DS-BE TOTAL	\$ 112,160,561	22.04%
			GRAND TOTAL	\$ 508,984,981	

Contract#	Bid#	CompanyName	Bid Amount	MBE	MBE Race	MBE Amount	MBE %	WBE	WBE Race	WBE Amount	WBE %	DS	DS Race	DS Amount	DS %
AVIATION															
054142	6796	ROCKPORT CONSTRUCTION CO INC	128,200	HELCRIST IRON WORKS INC	African American Female	15,384	12.00%								
064005	6795	KEHOE CONSTRUCTION INC	192,255	EUGENE PULLINS	African American Female	21,148	11.00%	OLIVIERI & ASSOC INC	White Female	15,380	8.00%				
064006	6792	JAMES J ANDERSON CONSTRUCTION CO INC	1,198,221	T & G CONSTRUCTION	African American Female	59,911	5.00%	SJA CONSTRUCTION CO	White Female	60,000	5.01%				
064006	6792	JAMES J ANDERSON CONSTRUCTION CO INC	0	MIDORI PROFESSIONAL SERVICES	African American Female	124,357	10.38%								
064032	6803ELB	JAMES J ANDERSON CONSTRUCTION CO INC	472,900												
064040	6793	PALMAN ELECTRIC INC	39,500												
064041	6794	FIVE STAR INC	322,000	MANNA BUILDING SUPPLY INC	Asian Female	9,660	3.00%	LABE SALES INC	White Female	19,320	6.00%				
064041	6794	FIVE STAR INC	0	ACCORD MECHANICAL & MGMT SERVICES INC	African American Female	25,760	8.00%								
064047	6797	DANIEL J KEATING CO	16,250,000	M L JONES CONST	African American Female	55,250	0.34%	PIONEER CONTRACTING INC	White Female	7,000	0.04%				
064047	6797	DANIEL J KEATING CO	0					DISPOSAL CORPORATION OF AMERICA	African American Female	20,004	0.12%				
064047	6797	DANIEL J KEATING CO	0					M P DEMOLITION INC	White Female	58,000	0.36%				
064047	6797	DANIEL J KEATING CO	0					L & R CONSTRUCTION CO INC	White Female	82,824	0.51%				
064047	6797	DANIEL J KEATING CO	0	MARKIAS INC	African American Female	108,000	0.66%								
064047	6797	DANIEL J KEATING CO	0	HAMADA INC	Asian Male	174,000	1.07%								
064047	6797	DANIEL J KEATING CO	0	BAILEY LESTER & ASSOCIATES	African American Female	254,004	1.56%								
064047	6797	DANIEL J KEATING CO	0	PINPOINT PROTECTIVE SERVICES INC	African American Female	338,000	2.08%								
064048	6798	MULHERN ELECTRIC CO INC	1,260,204	MANNA BUILDING SUPPLY INC	Asian Female	189,031	15.00%	NORTH STAR ELECTRICAL SUPPLY CO INC	White Female	63,011	33.33%				
064049	6799	SURETY MECHANICAL SERVICES INC	245,000	TORRADO CONSTRUCTION CO INC	Hispanic Male	29,400	12.00%								
064053	6812	JAMES J ANDERSON CONSTRUCTION CO INC	5,966,135	PAVILION DRAINAGE	Other Female	24,950	0.42%	GUIDEMARK INC	White Female	59,661	1.00%				
064053	6812	JAMES J ANDERSON CONSTRUCTION CO INC	0					SJA CONSTRUCTION CO	White Female	1,073,904	18.00%				
064054	6809	ALFRED J FRY III INC	658,544	MANNA BUILDING SUPPLY INC	Asian Female	16,608	2.52%	SJA CONSTRUCTION CO	White Female	4,442	0.67%				
064054	6809	ALFRED J FRY III INC	0	ELECTRICAL SYSTEMS & CONSTR SUPPLY CO	African American Female	10,162	1.54%	ALFRED J FRY III INC	White Female	627,332	95.26%				
064057	6800	SURETY MECHANICAL SERVICES INC	665,000	TORRADO CONSTRUCTION CO INC	Hispanic Male	66,500	10.00%								
064058	6820	U G I UTILITIES INC	865,124	JAMES COPELAND ELECTRICAL CONTRACTOR	African American Female	95,163	11.00%	APEX ELECTRICAL SERVICES, LLC	African American Female	95,163	11.00%				
064064	6808	SERAVALLI INC	2,739,350	AMERICAN INDIAN BUILDERS & SUPPLIER	Native American Female	410,903	15.00%	GUIDEMARK INC	White Female	7,000	0.26%				
064064	6808	SERAVALLI INC	0					CORNWELLS CONSTRUCTION CO INC	White Female	82,181	3.00%				
064072	6819	NORTHEAST NOISE ABATEMENT CORP	958,000	ROBINS INDUSTRIAL & BUILDING SUP INC	African American Female	195,000	20.35%								
064078	6821	GENERAL ASPHALT PAVING CO OF PHILA	284,000	RUMBLE CONSTRUCTION INC	African American Female	14,200	5.00%								
064078	6821	GENERAL ASPHALT PAVING CO OF PHILA	0	503 CORP	Hispanic Male	28,400	10.00%								
064083	6801	ROCKPORT CONSTRUCTION CO INC	250,600	HELCRIST IRON WORKS INC	African American Female	153,600	61.29%								
064086	6810	CARR & DUFF INC	397,961	503 CORP	Hispanic Male	10,000	2.51%								
064086	6810	CARR & DUFF INC	0	M J K ELECTRICAL CORP	African American Female	10,000	2.51%								
064090	6813	ALFRED J FRY III INC	982,947	MANNA BUILDING SUPPLY INC	Asian Female	78,636	8.00%	ALFRED J FRY III INC	White Female	904,311	92.00%				
064096	6811	SURETY MECHANICAL SERVICES INC	3,060,200	TORRADO CONSTRUCTION CO INC	Hispanic Male	295,001	9.64%								
064124	6825	J MANN R FINLEY INC	515,100	HELCRIST IRON WORKS INC	African American Female	78,000	15.14%	TOWER SURETY, INC t/a KING SURETY GROUP	White Female	11,000	2.14%				
064124	6825	J MANN R FINLEY INC	0					J MANN R FINLEY INC	White Female	410,900	79.77%				
064124	6825	J MANN R FINLEY INC	0					MARIE CUNNINGHAM ENTERPRISES INC	White Female	15,200	2.95%				
064150	6835	JAMES D MORRISSEY INC	4,889,525					ATLAS FLASHER & SUPPLY CO INC	White Female	72,324	1.48%				
064150	6835	JAMES D MORRISSEY INC	0					COCCO CONTRACTING CORP	White Female	126,150	2.58%				
064150	6835	JAMES D MORRISSEY INC	0					FILLY OIL INC	White Female	48,895	1.00%				
064150	6835	JAMES D MORRISSEY INC	0					A B C CONSTRUCTION CO	White Female	78,232	1.60%				
064150	6835	JAMES D MORRISSEY INC	0					CALLAHAN PAVING PRODUCTS INC	White Female	78,232	1.60%				
064150	6835	JAMES D MORRISSEY INC	0					A K M CONSTRUCTION SERVICES INC	White Female	90,000	1.84%				
064150	6835	JAMES D MORRISSEY INC	0	RAMOS & ASSOCIATES INC	Hispanic Male	733,429	15.00%								
064163	6826	TONY DEPAUL & SON	1,181,000	AMERICAN INDIAN BUILDERS & SUPPLIER	Native American Female	47,240	4.00%	GUIDEMARK INC	White Female	106,290	9.00%				
064163	6826	TONY DEPAUL & SON	0					ESTABLISHED TRAFFIC CONTROL	White Female	145,000	12.28%				
064165	6836	ALFRED J FRY III INC	599,455	MANNA BUILDING SUPPLY INC	Asian Female	59,945	10.00%	A K M CONSTRUCTION SERVICES INC	White Female	5,995	1.00%				
064165	6836	ALFRED J FRY III INC	0					ALFRED J FRY III INC	White Female	533,515	89.00%				
064174	6837	EDWARD J MELONEY INC	115,000	EVANS SUPPLIERS & COMMUNICATION CO INC	African American Female	17,200	14.96%								
064175	6802	PHILIPS BROTHERS ELECTRICAL CONTRACTORS	2,789,097	DONAVAN HOLDER ELECTRIC	African American Female	150,000	5.38%	RITTER CONTRACTING INC	White Female	150,000	5.38%	NEW AGE DISTRIBUTORS INC	Disabled Female	61,000	2.19%
064175	6802	PHILIPS BROTHERS ELECTRICAL CONTRACTORS	0	MANNA BUILDING SUPPLY INC	Asian Female	451,000	16.17%								
		AVIATION	47,025,318			4,349,841	9.25%			5,051,266	10.74%			61,000	0.13%
CAPITAL PROGRAM															
054086	4891GCON	G ANTONINI CONSTRUCTION INC	317,300	RAMOS & ASSOCIATES INC	Hispanic Male	47,595	15.00%								
054096	4891ELEC	HYDE ELECTRIC CORP	59,750	MANNA BUILDING SUPPLY INC	Asian Female	2,987	5.00%								
054122	4414GCON	BUILDING RESTORATION INC	155,600	EVANS SUPPLIERS & COMMUNICATION CO INC	African American Female	20,550	13.21%	BUILDING RESTORATION INC	White Female	130,150	83.64%				
054123	4229ROOF	MC MULLEN ROOFING INC	735,228	503 CORP	Hispanic Male	76,464	10.40%	C A WEISS SALES COMPANY	White Female	44,114	6.00%				
054141	4928GCONR	MURPHY QUIGLEY CO INC	338,600	GRACIE PAINTING L L C	African American Female	48,000	14.18%								
054141	4928GCONR	MURPHY QUIGLEY CO INC	0	T T S ENTERPRISES	African American Female	52,000	15.36%								
064011	4605GCON	DONATO SPAVENTA & SONS INC	179,121	ROBERSON CONSTRUCTION CO	African American Female	17,912	10.00%								
064016	4974ELB	ATLANTIC SUBSEA INC	222,485												
064018	4478GCON	PANNULLA CONSTRUCTION CO INC	173,700	ROBINS INDUSTRIAL & BUILDING SUP INC	African American Female	6,948	4.00%								
064018	4478GCON	PANNULLA CONSTRUCTION CO INC	0	SABLE CONSTRUCTION INC	African American Female	12,159	7.00%								
064028	4580ELB	GENERAL ASPHALT PAVING CO OF PHILA	213,750												
064034	4823ELEC	HYDE ELECTRIC CORP	58,241												
064037	4872ELEC	CARR & DUFF INC	40,700	503 CORP	Hispanic Male	2,035	5.00%								
064038	4872GCON	ROCKPORT CONSTRUCTION CO INC	92,200	AMERICAN INDIAN BUILDERS & SUPPLIER	Native American Female	8,298	9.00%	CAST CONSTRUCTION INC	White Female	7,376	8.00%				
064038	4872GCON	ROCKPORT CONSTRUCTION CO INC	0	EUGENE PULLINS	African American Female	10,142	11.00%								
064039	4593PL UMR	JOHN J BEE INC	45,420												
064042	4389GCON	BUSTLETON SERVICES INC	172,600	RAMOS & ASSOCIATES INC	Hispanic Male	17,260	10.00%	FRANIA INC	White Female	13,808	8.00%				
064045	4593GCONR	C H SCHWERTNER & SON INC	289,000	DISPOSAL CORPORATION OF AMERICA	African American Female	1,500	0.52%	PIONEER CONTRACTING INC	White Female	550	0.19%				
064045	4593GCONR	C H SCHWERTNER & SON INC	0	TORRADO CONSTRUCTION CO INC	Hispanic Male	34,680	12.00%								
064046	4823GCON	PANNULLA CONSTRUCTION CO INC	338,900	SABLE CONSTRUCTION INC	African American Female	50,835	15.00%	ROBINS INDUSTRIAL & BUILDING SUP INC	African American Female	16,945	5.00%				
064051	4926SITER	COLLINSON INC	213,052												
064052	4297GCON	PANNULLA CONSTRUCTION CO INC	58,700	ROBINS INDUSTRIAL & BUILDING SUP INC	African American Female	20,000	34.07%								

Contract#	Bid#	CompanyName	Bid Amount	MBE	MBE Race	MBE Amount	MBE %	WBE	WBE Race	WBE Amount	WBE %	DS	DS Race	DS Amount	DS %
064055	4843GCON	DONATO SPAVENTA & SONS INC	167,214	ROBERSON CONSTRUCTION CO	African American Female	25,082	15.00%								
064056	4473ELB	RAMOS & ASSOCIATES INC	49,540	RAMOS & ASSOCIATES INC	Hispanic Male	49,540	100.00%								
064059	4127GCON	BUILDING RESTORATION INC	63,300	EVANS SUPPLIERS & COMMUNICATION CO INC	African American Female	3,165	5.00%	BUILDING RESTORATION INC	White Female	60,135	95.00%				
064060	4464GCON	DONATO SPAVENTA & SONS INC	592,001	ROBERSON CONSTRUCTION CO	African American Female	88,800	15.00%								
064061	4995GCON	BUILDING RESTORATION INC	922,000	EVANS SUPPLIERS & COMMUNICATION CO INC	African American Female	138,300	15.00%	BUILDING RESTORATION INC	White Female	783,700	85.00%				
064062	4048ELEC	CARR & DUFF INC	45,277	503 CORP	Hispanic Male	4,528	10.00%								
064063	4048GCON	SERAVALLI INC	123,000	SABLE CONSTRUCTION INC	African American Female	12,300	10.00%								
064066	4577ELEC	SCHLEIG ELECTRIC INC	179,000	MANNA BUILDING SUPPLY INC	Asian Female	8,950	5.00%								
064067	4577PLUM	JOHN J BEE INC	144,000	COLLINGS CONTRACTING TECHNOLOGIES LLC	African American Female	14,400	10.00%								
064068	4577GCON	UNKEFER BROTHERS CONSTRUCTION CO	2,614,485	PICTURE PERFECT LAWN INC	African American Female	10,000	0.38%	J M STOKES INC	White Female	5,000	0.19%				
064068	4577GCON	UNKEFER BROTHERS CONSTRUCTION CO	0					DISPOSAL CORPORATION OF AMERICA	African American Female	24,001	0.92%				
064068	4577GCON	UNKEFER BROTHERS CONSTRUCTION CO	0	SABLE CONSTRUCTION INC	African American Female	26,145	1.00%								
064068	4577GCON	UNKEFER BROTHERS CONSTRUCTION CO	0	ROBINS INDUSTRIAL & BUILDING SUP INC	African American Female	78,435	3.00%								
064068	4577GCON	UNKEFER BROTHERS CONSTRUCTION CO	0	SABLE CONSTRUCTION INC	African American Female	287,593	11.00%								
064070	4995ELEC	HYDE ELECTRIC CORP	70,935												
064071	4577MECH	JOHN J BEE INC	356,956	COLLINGS CONTRACTING TECHNOLOGIES LLC	African American Female	17,848	5.00%								
064073	4388TANK	FERRICK CONSTRUCTION CO INC	162,324	M J K ELECTRICAL CORP	African American Female	6,493	4.00%	FERRICK CONSTRUCTION CO INC	White Female	155,831	96.00%				
064076	4013ELEC	MULHERN ELECTRIC CO INC	40,038												
064079	4006ELEC	CARR & DUFF INC	150,586	503 CORP	Hispanic Male	14,500	9.63%								
064085	4922ELEC	NUCERO ELECTRICAL CONSTRUCTION CO	184,500	MANNA BUILDING SUPPLY INC	Asian Female	27,750	15.04%								
064087	4013GCON	PANNULLA CONSTRUCTION CO INC	240,300	SABLE CONSTRUCTION INC	African American Female	13,000	5.41%	ROBINS INDUSTRIAL & BUILDING SUP INC	African American Female	7,000	2.91%				
064088	4427GCON	ROCKPORT CONSTRUCTION CO INC	229,750	AMERICAN INDIAN BUILDERS & SUPPLIER	Native American Female	13,706	5.97%								
064088	4427GCON	ROCKPORT CONSTRUCTION CO INC	0	EUGENE PULLINS	African American Female	23,150	10.08%								
064089	4739ELEC	MULHERN ELECTRIC CO INC	358,418	MANNA BUILDING SUPPLY INC	Asian Female	35,842	10.00%	NORTH STAR ELECTRICAL SUPPLY CO INC	White Female	17,921	5.00%				
064091	4350ROOF	MIKE KOBITHIENS ROOFING & INSULATION INC	36,560	U S A BUILDING MATERIALS INC	African American Female	5,656	10.00%								
064092	4064GCON	MIDWAY CORP	577,750	T S ENTERPRISES dba LINDSAY & SONS	African American Female	87,000	15.06%	GRACIE PAINTING L L C	African American Female	5,572	0.96%				
064093	4064ELEC	MULHERN ELECTRIC CO INC	102,934	MANNA BUILDING SUPPLY INC	Asian Female	5,147	5.00%								
064094	4064PLUM	JOHN J BEE INC	115,433	COLLINGS CONTRACTING TECHNOLOGIES LLC	African American Female	5,772	5.00%	THE LABOV PLUMBING AND HEATING	White Female	4,400	3.81%				
064098	4922MECH	A T CHADWICK SERVICE COMPANY INC	1,494,728	LEN PARKER ASSOCIATES INC	African American Male	390,000	26.09%								
064101	4197ELEC	SCHLEIG ELECTRIC INC	63,500												
064102	4197MECH	ALL STATES MECHANICAL LTD	57,000												
064104	4013MECH	ALL STATES MECHANICAL LTD	56,000												
064109	4816MECH	ALL STATES MECHANICAL LTD	795,000	EVANS SUPPLIERS & COMMUNICATION CO INC	African American Female	79,500	10.00%	LABE SALES INC	White Female	39,750	5.00%				
064111	4816GCON	MIDWAY CORP	180,500												
064113	4816ELEC	HYDE ELECTRIC CORP	48,410												
064117	4601GCON	GESSLER CONSTRUCTION CO INC	254,600	M G CEMENT CONTRACTORS	Hispanic Male	20,500	8.05%	FRANIA INC	White Female	15,000	5.89%				
064118	4941ROOF	MCMULLEN ROOFING INC	599,400	MINORITY CONTRACTORS INC	African American Female	59,940	10.00%	C A WEISS SALES COMPANY	White Female	29,970	5.00%				
064140	4093GCON	DONATO SPAVENTA & SONS INC	371,286	ROBERTSON CONSTRUCTION CO	African American Female	44,554	12.00%	CAST CONSTRUCTION INC	White Female	11,139	3.00%				
064143	4670MECH	GEM MECHANICAL SERVICES INC	133,115	COLLINGS CONTRACTING TECHNOLOGIES LLC	African American Female	19,967	15.00%	KING SURETY GROUP	White Female	1,903	1.43%				
064145	4455ELB	HERMAN GOLDNER CO INC	44,320												
064146	4330ELEC	CARR & DUFF INC	32,063												
064148	4064MECHR	SANTAPPAUL CORP	88,000					THE LABOV PLUMBING AND HEATING	White Female	4,400	5.00%				
064151	4790ELEC	SECURITY SERVICES & TECHNOLOGIES	638,964												
064152	4062ELEC	MULHERN ELECTRIC CO INC	41,486	MANNA BUILDING SUPPLY CO	Asian Female	4,149	10.00%								
064153	4586GCON	DOMUS INC	1,384,800	BAILEY LESTER & ASSOCIATES	African American Female	20,000	1.44%	RITTER CONTRACTING INC	White Female	78,000	5.63%				
064153	4586GCON	DOMUS INC	0	J K T CONTRACTORS & DEVELOPMENT CO INC	African American Female	80,000	5.78%								
064153	4586GCON	DOMUS INC	0	KOMLETE WELDING	African American Female	29,000	2.09%								
064159	4003ELEC	SCHLEIG ELECTRIC INC	129,200	MANNA BUILDING SUPPLY INC	Asian Female	13,000	10.06%								
064161	4197GCON	PANNULLA CONSTRUCTION CO INC	209,500												
064166	4330MECH	ALL STATES MECHANICAL LTD	300,000	EVANS SUPPLIERS & COMMUNICATION CO INC	African American Female	27,750	9.25%								
064167	4062GCON	GESSLER CONSTRUCTION CO INC	81,100	M G CEMENT CONTRACTORS	Hispanic Male	8,000	9.86%	FRANIA INC	White Female	6,488	8.00%				
064168	4845MECH	FIVE STAR INC	162,000	MANNA BUILDING SUPPLY	Asian Female	8,910	5.50%								
064171	4962ASBT	ASSOCIATED SPECIALTY CONTRACTING	250,000	503 CORP	Hispanic Male	37,500	15.00%								
064173	4000ELB	WATTS RESTORATION INC	249,225												
064179	4226GCON	ROCKPORT CONSTRUCTION CO INC	610,470	EUGENE PULLINS	African American Female	42,733	7.00%	CAST CONSTRUCTION INC	White Female	30,524	5.00%	NEW AGE DISTRIBUTORS INC	Disabled Female	30,524	5.00%
064179	4226GCON	ROCKPORT CONSTRUCTION CO INC	0					RITTER CONTRACTING INC	White Female	32,965	5.40%				
064179	4226GCON	ROCKPORT CONSTRUCTION CO INC	0	AMERICAN INDIAN BUILDERS & SUPPLIER	Native American Female	48,838	8.00%								
064180	4226ELEC	HYDE ELECTRIC CORP	100,000	S D M & ASSOCIATES INC	African American Female	13,100	13.10%					NEW AGE DISTRIBUTORS INC	Disabled Female	5,000	5.00%
064180	4226ELEC	HYDE ELECTRIC CORP	0	MANNA BUILDING SUPPLY CO	Asian Female	19,650	19.65%								
064183	4610RINK	FLUIDICS INC	1,355,000	MINORITY CONTRACTORS INC	African American Female	135,500	10.00%	LABE SALES INC	White Female	67,750	5.00%				
064184	4070RINK	FLUIDICS INC	1,401,000	MINORITY CONTRACTORS INC	African American Female	140,100	10.00%	LABE SALES INC	White Female	70,050	5.00%				
064187	4960TANK	MINISCALCO CORP	250,000	J K T CONTRACTORS & DEVELOPMENT CO INC	African American Female	37,500	15.00%	CALLAHAN PAVING PRODUCTS INC	White Female	37,500	15.00%				
		CAPITAL PROGRAM	22,631,315			2,712,657	11.99%			1,701,941	7.52%			35,524	0.16%
		RECREATION													
064125	4507GCON	ROCKPORT CONSTRUCTION CO INC	244,970	EUGENE PULLINS	African American Female	12,248	5.00%								
		RECREATION	244,970			12,248	5.00%			0	0.00%			0	0.00%
		STREETS													
064013	3587	JAMES J ANDERSON CONSTRUCTION CO INC	912,618	NORTONS TOW SQUAD INC	African American Female	20,000	2.19%	SJA CONSTRUCTION CO	White Female	30,000	3.29%				
064014	3584R	SERAVALLI INC	146,000	AMERICAN INDIAN BUILDERS & SUPPLIER	Native American Female	15,000	10.27%	SJA CONSTRUCTION CO	White Female	17,520	12.00%				
064015	3603	TONY DEPAUL & SON	798,830					CALLAHAN PAVING PRODUCTS INC	White Female	35,320	4.42%				
064015	3603	TONY DEPAUL & SON	0					SJA CONSTRUCTION CO	White Female	41,810	5.23%				
064017	3604	JAMES J ANDERSON CONSTRUCTION CO INC	1,046,925	NORTONS TOW SQUAD INC	African American Female	20,939	2.00%	SJA CONSTRUCTION CO	White Female	36,000	3.44%				
064023	3593	JAMES J ANDERSON CONSTRUCTION CO INC	597,020	T & G CONSTRUCTION	African American Female	11,940	2.00%								
064023	3593	JAMES J ANDERSON CONSTRUCTION CO INC	0	NORTONS TOW SQUAD INC	African American Female	17,911	3.00%								
064043	3362	BUILDING RESTORATION INC	58,000	EVANS SUPPLIERS & COMMUNICATION CO INC	African American Female	7,550	13.02%	BUILDING RESTORATION INC	White Female	50,450	86.98%				

Contract#	Bid#	CompanyName	Bid Amount	MBE	MBE Race	MBE Amount	MBE %	WBE	WBE Race	WBE Amount	WBE %	DS	DS Race	DS Amount	DS %
064108	3631	CARR & DUFF INC	202,557	503 CORP	Hispanic Male	10,128	5.00%								
064121	3632	A P CONSTRUCTION	859,000	CRUZ INC	Hispanic Male	128,850	15.00%	CORNWELLS CONSTRUCTION CO INC	White Female	17,180	2.00%				
064123	3634	JAMES J ANDERSON CONSTRUCTION CO INC	642,600	NORTONS TOW SQUAD INC	African American Female	19,278	3.00%	SJA CONSTRUCTION CO	White Female	32,130	5.00%				
064134	3638	DOSCH KING CO INC	360,000												
064147	3644	H I P HOT IN PLACE PAVING LLC STREETS	1,720,000 7,343,550			251,595	3.43%			260,410	3.55%			0	0.00%
		WATER DEPARTMENT													
054140	2969	J P C GROUP INC	687,545	J K T CONTRACTORS & DEVELOPMENT CO INC	African American Female	17,189	2.50%	COCCO CONTRACTING CORP	White Female	68,750	10.00%				
054140	2969	J P C GROUP INC	0	AMERICAN INDIAN BUILDERS & SUPPLIER	Native American Female	68,755	10.00%								
054143	2941	SERAVALLI INC	472,210	AMERICAN INDIAN BUILDERS & SUPPLIER	Native American Female	103,886	22.00%								
054144	2938	PETRONGOLO CONTRACTORS INC	1,044,310	AMERICAN INDIAN BUILDERS & SUPPLIER	Native American Female	94,000	9.00%	FRANIA INC	White Female	52,000	4.98%				
054145	2937	SERAVALLI INC	1,024,480	AMERICAN INDIAN BUILDERS & SUPPLIER	Native American Female	210,000	20.50%								
054147	2621	PHILIPS BROTHERS ELECTRICAL CONTRACTORS	1,838,703	ELECTRICAL SYSTEM & CONSTR SUPPLY INC	African American Female	284,999	15.50%	MANNA BUILDING SUPPLY INC	Asian Female	184,999	10.06%	NEW AGE DISTRIBUTORS INC	Disabled Female	183,870	10.00%
054149	2942	NELLO CONSTRUCTION CO INC	1,334,270	AMERICAN INDIAN BUILDERS & SUPPLIER	Native American Female	80,056	6.00%	FRANIA INC	White Female	26,685	2.00%				
054149	2942	NELLO CONSTRUCTION CO INC	0					THE LABOV PLUMBING & HEATING SUPPLY INC	White Female	133,427	10.00%				
054151	2487	MULHERN ELECTRIC CO INC	420,381	MANNA BUILDING SUPPLY INC	Asian Female	42,038	10.00%	NORTH STAR ELECTRICAL SUPPLY CO INC	White Female	21,019	5.00%				
054152	2630	C & T ASSOCIATES INC	760,400	G E FRISCO CO INC	Asian Male	22,812	3.00%	QUINN CONSTRUCTION INC	White Female	197,704	26.00%				
064001	2624	J MANN R FINLEY INC	184,770	E HENDERSON INC	African American Female	18,477	10.00%	GRACIE PAINTING L L C	African American Female	2,800	1.52%				
064001	2624	J MANN R FINLEY INC	0					J MANN R FINLEY INC	White Female	154,493	83.61%				
064001	2624	J MANN R FINLEY INC	0					MARIE CUNNINGHAM ENTERPRISES INC	White Female	9,000	4.87%				
064002	2641	C & T ASSOCIATES INC	4,069,000	G E FRISCO CO INC	Asian Male	1,831,050	45.00%	LABE SALES INC	White Female	406,900	10.00%				
064003	2623	ROSS ARACO CO	296,966	VENTURE ONE CONTRACTING	African American Female	14,848	5.00%								
064004	2644	C & T ASSOCIATES INC	698,000	G E FRISCO CO INC	Asian Male	69,800	10.00%								
064007	2981R	NELLO CONSTRUCTION CO INC	574,125	G E FRISCO CO INC	Asian Male	11,482	2.00%	CORNWELLS CONSTRUCTION CO INC	White Female	57,413	10.00%				
064007	2981R	NELLO CONSTRUCTION CO INC	0	R P M GENERAL CONTRACTORS INC	African American Female	17,224	3.00%								
064008	2625	ROSS ARACO CO	3,668,160	VENTURE ONE CONTRACTING	African American Female	330,134	9.00%	ROBINS INDUSTRIAL & BUILDING SUP INC	African American Female	183,408	5.00%				
064009	2968	PETRONGOLO CONTRACTORS INC	957,004	AMERICAN INDIAN BUILDERS & SUPPLIER	Native American Female	36,000	3.76%	FRANIA INC	White Female	25,000	2.61%				
064009	2968	PETRONGOLO CONTRACTORS INC	0	G E FRISCO CO INC	Asian Male	55,000	5.75%								
064010	2963	J P C GROUP INC	782,249	J K T CONTRACTORS & DEVELOPMENT CO INC	African American Female	23,467	3.00%	SJA CONSTRUCTION CO	White Female	78,225	10.00%				
064010	2963	J P C GROUP INC	0	AMERICAN INDIAN BUILDERS & SUPPLIER	Native American Female	93,870	12.00%								
064019	2948	PHILIP PIO CONSTRUCTION INC	505,215	AMERICAN INDIAN BUILDERS & SUPPLIER	Native American Female	50,522	10.00%								
064019	2948	PHILIP PIO CONSTRUCTION INC	0	RAMOS & ASSOCIATES INC	Hispanic Male	75,782	15.00%								
064020	2974	DENOFA INC	629,921	AMERICAN INDIAN BUILDERS & SUPPLIER	Native American Female	125,984	20.00%	SJA CONSTRUCTION CO	White Female	15,000	2.38%				
064021	2946	SERAVALLI INC	811,117	G E FRISCO CO INC	Asian Male	24,334	3.00%								
064021	2946	SERAVALLI INC	0	AMERICAN INDIAN BUILDERS & SUPPLIER	Native American Female	40,556	5.00%								
064022	2973	SERAVALLI INC	417,001	AMERICAN INDIAN BUILDERS & SUPPLIER	Native American Female	54,210	13.00%								
064024	2944	PETRONGOLO CONTRACTORS INC	640,551	AMERICAN INDIAN BUILDERS & SUPPLIER	Native American Female	50,000	7.81%	FRANIA INC	White Female	35,000	5.46%				
064025	2949	PETRONGOLO CONTRACTORS INC	1,794,305	AMERICAN INDIAN BUILDERS & SUPPLIER	Native American Female	60,000	3.34%	FRANIA INC	White Female	65,000	3.62%				
064025	2949	PETRONGOLO CONTRACTORS INC	0	G E FRISCO CO INC	Asian Male	100,000	5.57%								
064026	2962	CARUSONE CONSTRUCTION INC	1,281,310	AMERICAN INDIAN BUILDERS & SUPPLIER	Native American Female	115,318	9.00%	FRANIA INC	White Female	64,066	5.00%				
064026	2962	CARUSONE CONSTRUCTION INC	0					EVA GLASGOW CONTRACTORS INC	African American Female	89,692	7.00%				
064027	2966	CARUSONE CONSTRUCTION INC	1,388,240	AMERICAN INDIAN BUILDERS & SUPPLIER	Native American Female	108,000	7.78%	FRANIA INC	White Female	55,530	4.00%				
064027	2966	CARUSONE CONSTRUCTION INC	0					EVA GLASGOW CONTRACTORS INC	African American Female	97,177	7.00%				
064030	2986	NELLO CONSTRUCTION CO INC	617,470	R P M GENERAL CONTRACTORS INC	African American Female	30,874	5.00%	CORNWELLS CONSTRUCTION CO INC	White Female	30,874	5.00%				
064030	2986	NELLO CONSTRUCTION CO INC	0	G E FRISCO CO INC	Asian Male	61,747	10.00%								
064031	2984	NELLO CONSTRUCTION CO INC	375,925	R P M GENERAL CONTRACTORS INC	African American Female	26,315	7.00%	FRANIA INC	White Female	18,796	5.00%				
064031	2984	NELLO CONSTRUCTION CO INC	0	AMERICAN INDIAN BUILDERS & SUPPLIER	Native American Female	56,389	15.00%								
064036	2987	PETRONGOLO CONTRACTORS INC	297,010	AMERICAN INDIAN BUILDERS & SUPPLIER	Native American Female	8,910	3.00%	FRANIA INC	White Female	14,000	4.71%				
064036	2987	PETRONGOLO CONTRACTORS INC	0	G E FRISCO CO INC	Asian Male	20,000	6.73%								
064044	2988	CARUSONE CONSTRUCTION INC	249,310	J K T CONTRACTORS & DEVELOPMENT CO INC	African American Female	12,466	5.00%	FRANIA INC	White Female	24,931	10.00%				
064050	2999ELB	DRISCOLL CONSTRUCTION CO INC	1,939,910												
064065	2951	J P C GROUP INC	1,678,280	J K T CONTRACTORS & DEVELOPMENT CO INC	African American Female	25,000	1.49%	COCCO CONTRACTING CORP	White Female	50,348	3.00%				
064065	2951	J P C GROUP INC	0					WILLIAM G MOORE AND SON INC OF DEL	White Female	117,480	7.00%				
064065	2951	J P C GROUP INC	0	AMERICAN INDIAN BUILDERS & SUPPLIER	Native American Female	226,567	13.50%								
064069	2628	WESCOTT ELECTRIC CO	174,000	MANNA BUILDING SUPPLY INC	Asian Female	26,100	15.00%					NEW AGE DISTRIBUTORS INC	Disabled Female	17,400	10.00%
064074	2626	FIVE STAR INC	1,754,000	MANNA BUILDING SUPPLY INC	Asian Female	350,800	20.00%								
064075	2994	PETRONGOLO CONTRACTORS INC	284,423	AMERICAN INDIAN BUILDERS & SUPPLIER	Native American Female	10,000	3.52%	FRANIA INC	White Female	12,000	4.22%				
064075	2994	PETRONGOLO CONTRACTORS INC	0	G E FRISCO CO INC	Asian Male	12,000	4.22%								
064077	2618	J P S CONSTRUCTION CO INC	760,000	SEAL TITE CO	African American Female	78,000	10.26%								
064080	2648	MULHERN ELECTRIC CO INC	679,137	MANNA BUILDING SUPPLY INC	Asian Female	67,915	10.00%	NORTH STAR ELECTRICAL SUPPLY CO INC	White Female	33,960	5.00%				
064081	2647	C & H INDUSTRIAL SERVICES INC	1,240,351	DISPOSAL CORPORATION OF AMERICA	African American Female	1,999	0.16%	ALEXSON SUPPLY INCORPORATED	White Female	2,500	0.20%				
064081	2647	C & H INDUSTRIAL SERVICES INC	0					TOWER SURETY, INC v/a KING SURETY GROUP	White Female	8,000	0.65%				
064081	2647	C & H INDUSTRIAL SERVICES INC	0												
064081	2647	C & H INDUSTRIAL SERVICES INC	0	G E FRISCO CO INC	Asian Male	86,825	7.00%								
064082	2645	C & T ASSOCIATES INC	549,000	G E FRISCO CO INC	Asian Male	60,390	11.00%	LABE SALES INC	White Female	40,000	7.29%				
064084	2650	A P CONSTRUCTION	758,000	CRUZ INC	Hispanic Male	125,100	16.50%								
064099	2931	NELLO CONSTRUCTION CO INC	438,639	R P M SUPPLY GENERAL CONTRACTORS INC	African American Female	8,772	2.00%	THE LABOV PLUMBING & HEATING SUPPLY INC	White Female	17,546	4.00%				
064099	2931	NELLO CONSTRUCTION CO INC	0	AMERICAN INDIAN BUILDERS & SUPPLIER	Native American Female	17,545	4.00%								
064099	2931	NELLO CONSTRUCTION CO INC	0	G E FRISCO CO INC	Asian Male	17,546	4.00%								
064100	2102	CARUSONE CONSTRUCTION INC	630,324	M G CEMENT CONTRACTORS	Hispanic Male	64,000	10.15%	FRANIA INC	White Female	65,000	10.31%				
064105	2935	PHILIP PIO CONSTRUCTION INC	575,757	AMERICAN INDIAN BUILDERS & SUPPLIER	Native American Female	57,576	10.00%								
064105	2935	PHILIP PIO CONSTRUCTION INC	0	RAMOS & ASSOCIATES INC	Hispanic Male	86,364	15.00%								
064107	2952	PETRONGOLO CONTRACTORS INC	936,702	AMERICAN INDIAN BUILDERS & SUPPLIER	Native American Female	50,000	5.34%	FRANIA INC	White Female	50,000	5.34%				
064107	2952	PETRONGOLO CONTRACTORS INC	0	G E FRISCO CO INC	Asian Male	50,000	5.34%								
064110	2936	DENOFA INC	514,860	AMERICAN INDIAN BUILDERS & SUPPLIER	Native American Female	130,000	25.25%	SJA CONSTRUCTION CO	White Female	22,000	4.27%				
064112	2939	CARUSONE CONSTRUCTION INC	1,273,981	AMERICAN INDIAN BUILDERS & SUPPLIER	Native American Female	191,097	15.00%	FRANIA INC	White Female	38,219	3.00%				

Contract#	Bid#	CompanyName	Bid Amount	MBE	MBE Race	MBE Amount	MBE %	WBE	WBE Race	WBE Amount	WBE %	DS	DS Race	DS Amount	DS %
064112	2939	CARUSONE CONSTRUCTION INC	0					EVA GLASGOW CONTRACTORS INC	African American Female	76,439	6.00%				
064114	2927R	PETRONGOLO CONTRACTORS INC	888,240	AMERICAN INDIAN BUILDERS & SUPPLIER	Native American Female	70,000	7.88%	FRANIA INC	White Female	44,412	5.00%				
064115	2947	DENOFA INC	433,926	AMERICAN INDIAN BUILDERS & SUPPLIER	Native American Female	99,803	23.00%	SJA CONSTRUCTION CO	White Female	15,000	3.46%				
064116	2943	PHILIP PIO CONSTRUCTION INC	184,657	AMERICAN INDIAN BUILDERS & SUPPLIER	Native American Female	18,466	10.00%								
064116	2943	PHILIP PIO CONSTRUCTION INC	0	RAMOS & ASSOCIATES INC	Hispanic Male	27,699	15.00%								
064119	2651	EAGLE I ELECTRIC INC	448,424	MANNA BUILDING SUPPLY CO	Asian Female	45,000	10.04%								
064120	2638	A P CONSTRUCTION	1,936,600	CRUZ INC	Hispanic Male	290,490	15.00%	CORNWELLS CONSTRUCTION CO INC	White Female	96,830	5.00%				
064122	2646	EAGLE I ELECTRIC INC	97,900	MANNA BUILDING SUPPLY INC	Asian Female	40,000	40.86%								
064126	2953	PETRONGOLO CONTRACTORS INC	1,238,665	AMERICAN INDIAN BUILDERS & SUPPLIER	Native American Female	55,000	4.44%	FRANIA INC	White Female	45,000	3.63%				
064126	2953	PETRONGOLO CONTRACTORS INC	0	G E FRISCO CO INC	Asian Male	74,320	6.00%								
064127	2992	SERAVALLI INC	562,100	AMERICAN INDIAN BUILDERS & SUPPLIER	Native American Female	112,420	20.00%	SJA CONSTRUCTION CO	White Female	33,726	6.00%				
064128	2979	NELLO CONSTRUCTION CO INC	1,470,903	AMERICAN INDIAN BUILDERS & SUPPLIER	Native American Female	73,545	5.00%	CORNWELLS CONSTRUCTION CO INC	White Female	29,418	2.00%				
064128	2979	NELLO CONSTRUCTION CO INC	0	R P M GENERAL CONTRACTORS INC	African American Female	88,254	6.00%	FRANIA INC	White Female	29,418	2.00%				
064128	2979	NELLO CONSTRUCTION CO INC	0	THE LABOV PLUMBING & HEATING SUPPLY INC											
064128	2979	NELLO CONSTRUCTION CO INC	0	DIVERSIFIED SUPPLY INC	African American Female	88,254	6.00%								
064129	2983	CARUSONE CONSTRUCTION INC	1,448,543	AMERICAN INDIAN BUILDERS & SUPPLIER	Native American Female	195,000	13.46%	FRANIA INC	White Female	195,000	13.46%				
064130	2652	JAMES DOORCHECK INC	234,000	NESMITH & CO INC	African American Female	37,440	16.00%								
064132	2112ELB	J P C GROUP INC	402,590	AMERICAN INDIAN BUILDERS & SUPPLIER	Native American Female	40,259	10.00%								
064136	2980	JOAO & BRADLEY CONSTRUCTION CO INC	641,815	J K T CONTRACTORS & DEVELOPMENT CO INC	African American Female	44,927	7.00%	OLIVERI & ASSOCIATES	White Female	62,500	9.74%				
064136	2980	JOAO & BRADLEY CONSTRUCTION CO INC	0	G E FRISCO CO INC	Asian Male	51,345	8.00%								
064137	2975	PETRONGOLO CONTRACTORS INC	234,756	AMERICAN INDIAN BUILDERS & SUPPLIER	Native American Female	30,518	13.00%	FRANIA INC	White Female	11,738	5.00%				
064138	2989R	A P CONSTRUCTION	3,490,000	CRUZ INC	Hispanic Male	174,500	5.00%	CORNWELLS CONSTRUCTION CO INC	White Female	314,100	9.00%				
064138	2989R	A P CONSTRUCTION	0	AMERICAN INDIAN BUILDERS & SUPPLIER	Native American Female	180,029	5.16%								
064139	2488R2	A P CONSTRUCTION	848,000	CRUZ INC	Hispanic Male	127,200	15.00%	CORNWELLS CONSTRUCTION CO INC	White Female	85,000	10.02%				
064142	2113ELB	SERAVALLI INC	1,399,995	G E FRISCO CO INC	Asian Male	4,000	2.86%	AMERICAN INDIAN BUILDERS & SUPPLIER	Native American Female	11,000	7.86%				
064144	2106	JOAO & BRADLEY CONSTRUCTION CO INC	2,097,454	J K T CONTRACTORS & DEVELOPMENT CO INC	African American Female	80,000	3.81%	SJA CONSTRUCTION CO	White Female	96,500	4.60%				
064144	2106	JOAO & BRADLEY CONSTRUCTION CO INC	0	G E FRISCO CO INC	Asian Male	125,000	5.96%								
064149	2997	PHILIP PIO CONSTRUCTION INC	816,442	RAMOS & ASSOCIATES INC	Hispanic Male	81,644	10.00%	AMERICAN INDIAN BUILDERS & SUPPLIER	Native American Female	40,822	5.00%				
064154	2111	PHILIP PIO CONSTRUCTION INC	657,752	RAMOS & ASSOCIATES INC	Hispanic Male	65,775	10.00%	AMERICAN INDIAN BUILDERS & SUPPLIER	Native American Female	33,000	5.02%				
064155	2990	NELLO CONSTRUCTION CO INC	1,226,150	G E FRISCO CO INC	Asian Male	36,785	3.00%								
064155	2990	NELLO CONSTRUCTION CO INC	0	R P M GENERAL CONTRACTORS INC	African American Female	61,308	5.00%								
064155	2990	NELLO CONSTRUCTION CO INC	0	AMERICAN INDIAN BUILDERS & SUPPLIER	Native American Female	73,569	6.00%								
064156	2107	PETRONGOLO CONTRACTORS INC	304,142	AMERICAN INDIAN BUILDERS & SUPPLIER	Native American Female	35,500	11.67%	FRANIA INC	White Female	25,050	8.24%				
064157	2115ELB	NELLO CONSTRUCTION CO INC	631,550	AMERICAN INDIAN BUILDERS & SUPPLIER	Native American Female	18,946	3.00%								
064157	2115ELB	NELLO CONSTRUCTION CO INC	0	G E FRISCO CO INC	Asian Male	18,946	3.00%								
064157	2115ELB	NELLO CONSTRUCTION CO INC	0	R P M GENERAL CONTRACTORS INC	African American Female	37,893	6.00%								
064169	2654	J P C GROUP INC	1,340,000	AMERICAN INDIAN BUILDERS & SUPPLIER	Native American Female	268,000	20.00%	WILLIAM G MOORE AND SON INC OF DEL	White Female	60,000	4.48%				
		WATER DEPARTMENT	63,781,916			9,061,922	14.21%			3,903,312	6.12%			201,270	0.32%
		TOTAL PUBLIC WORKS	141,027,068			16,388,265	11.62%			10,916,929	7.74%			297,794	0.21%

Contract#	Bid#	Company Name	Bid Amount	MBE Name	MBE Race	MBE Amount	MBE %	WBE Name	WBE Race	WBE Amount	WBE %	DS Name	DS Amount	DS %
060001	S6D0021S	PINNACLE TECHNOLOGIES INC	44,000											
060002	S6Z51170	INTERNATIONAL SALT COMPANY LLC	1,953,104											
060003	S6Z51170	CARGILL INCORPORATED	25,001											
060004	S6Z51350	US LUBES LLC	119,665											
060005	S6Z51340	NORTHEAST FENCE & IRON WORKS	230,000											
060006	T5Z50790	AIRMAIC INC	91,000											
060007	S6Z51220	TRI STATE OFFICE SYSTEMS INC	25,000											
060008	S6Z51210	TRI STATE OFFICE SYSTEMS INC	25,001											
060009	S6Z51410	F & R SALES	214,286											
060010	S6Z51470	A C & S CONTRACTORS INC	75,000	A C & S CONTRACTORS INC	African American Female	75,000	100.00%							
060011	S6Z51470	CURRAN CONTRACTING INC	75,000											
060012	S6Z51470	EUGENE PULLINS	75,000	EUGENE PULLINS	African American Male	75,000	100.00%							
060013	S6Z51470	GAMA WRECKING CO	75,000											
060014	S6Z51470	GEPPERT BROTHERS INC	75,000											
060015	S6Z51470	GRACIE CORP	75,000											
060016	S6Z51470	HAINES & KIBBLEHOUSE INC	75,000											
060017	S6Z51470	J P C GROUP INC	75,000											
060018	S6Z51470	L P GROUP 2 INC	75,000											
060019	S6Z51470	L V I ENVIRONMENTAL SERVICES INC	75,000											
060020	S6Z51470	MOLLY CONSTRUCTION CO INC	75,000					MOLLY CONSTRUCTION CO INC	White Female	75,000	100.00%			
060021	S6Z51470	PETRONGOLO CONTRACTORS INC	75,000											
060022	S6Z51470	THOMAS BUILDING GROUP INC	75,000											
060023	S6Z51470	USA ENVIRONMENTAL MANAGEMENT INC	75,000	USA ENVIRONMENTAL MANAGEMENT INC	African American Male	75,000	100.00%							
060024	S6Z51470	PEPPER ENVIRONMENTAL SERVICES INC	75,000											
060035	s6D0020S	CERILLIANT CORP	25,001											
060036	S6Z51350	TOTAL LUBRICATION SERVICES & SUPPLIES	97,736											
060037	S6Z51350	JAY GRESS INC	171,625											
060038	S6F07140	MIVILA CORP	31,447											
060039	S6F07140	KARETAS FOODS INC	50,513											
060040	S6Z5136S	XEROX CORP	29,793											
060041	T5WJ7170	THE SIGNATURE CONTRACTING GROUP LLC	80,150											
060042	T6Z51170	EASTERN SALT COMPANY INC	25,001											
060043	T6Z51170	21ST CENTURY SERVICES INC	185,462											
060044	T6D00230	C & H INDUSTRIAL SERVICES INC	108,566											
060045	S6Z50710	DEL VAL MECHANICAL SPECIALISTS INC	27,000	DEL VAL MECHANICAL SPECIALISTS INC	Asian Male	27,000	100.00%							
060046	T6D00270	IRIS DIAGNOSTICS	25,080											
060047	S6F07180	WILLIAM MACMILLAN CO	44,480											
060049	S6Z51370	SET RITE CORP	423,670	PERCELL BLIGE ELECTRIC CONTRACTOR	African American Male	63,551	15.00%							
060050	S6F07220	WAWA INC	40,536											
060051	S6F07220	CREAM O LAND DAIRIES L L C	40,536											
060052	S6F07220	MILK INDUSTRY MANAGEMENT CORP	31,181											
060053	S6Z51190	AMERICAN FOREST PRODUCTS	58,727											
060054	S6Z51190	DIMEDIO LUMBER OF PA LLC	166,436											
060055	S6Z51190	TAGUE LUMBER INC	259,608											
060056	S6F07170	KARETAS FOODS INC	39,422											
060057	S6YB671F	EVENT CATERERS INC	81,740											
060058	S6F07020	PECHTERS OF SOUTHERN NEW JERSEY LLC	25,001											
060059	S6Z5127S	PITNEY BOWES INC	53,663											
060060	S6F07210	KARETAS FOODS INC	25,001											
060061	T5WE0410	WATERISE INC	25,001											
060062	T6F07010	KARETAS FOODS INC	29,438											
060063	S6Z51560	NEENAH FOUNDRY CO	126,719											
060064	S6Z51610	TRANSAMERICAN OFFICE FURNITURE	300,000											
060065	S5QM566S	BECKMAN COULTER INC	144,412											
060069	s5vw4500	TELEDYNE ADVANCED POLLUTION INSTRUMENT	52,767											
060070	S5YE5100	WINZINGER INC	323,000											
060071	S6Z51380	TIPTOP PRODUCTS INC	141,538											
060072	S6Z51380	C V R COMPUTER SUPPLIES	163,135											
060073	S5VT3380	M A BRUDER & SONS INC	40,870											
060074	S6D00440	S M S SYSTEMS MAINTENANCE SERVICES	25,001											
060075	S6Z51580	GENERAL ASPHALT PAVING CO OF PHILA	183,099											
060076	S5D00480	CARDINAL HEALTH	35,154											
060077	S5Z51920	USA ENVIRONMENTAL MANAGEMENT INC	1,391,450	R P M GENERAL CONTRACTORS INC	African American Male	111,316	8.00%							
060077	S5Z51920	USA ENVIRONMENTAL MANAGEMENT INC	0	RIDDICK & RIDDICK GENERAL CONTRACTORS	African American Male	97,402	7.00%							
060077	S5Z51920	USA ENVIRONMENTAL MANAGEMENT INC	0	USA ENVIRONMENTAL MANAGEMENT INC	African American Male	1,043,588	75.00%							
060077	S5Z51920	USA ENVIRONMENTAL MANAGEMENT INC	0					DISPOSAL CORP OF AMERICA	African American Female	139,145	10.00%			
060078	S5Z51940	EUGENE PULLINS	366,714	EUGENE PULLINS	African American Male	366,714	100.00%							
060079	S5Z51770	L P GROUP 2 INC	228,114											
060080	S6D00360	ADVANTAGE SIGN SUPPLY	25,001											
060081	U6D00160	BECKMAN COULTER INC	70,535											
060082	S6Z51630	AUDIO VIDEO REPAIR INC	25,001											
060083	S6Z51550	CHARLES W ROMANO CO	50,206											

Contract#	Bid#	Company Name	Bid Amount	MBE Name	MBE Race	MBE Amount	MBE %	WBE Name	WBE Race	WBE Amount	WBE %	DS Name	DS Amount	DS %
060084	S5D00420	TRANSAMERICAN OFFICE FURNITURE	50,000											
060085	s6z51600	CENTRAL ELECTRIC SUPPLY LTD	80,000											
060086	T5Z51670	INTERNETWORK SERVICES INC	25,001											
060088	S6Z51320	CORECOMM ATX INC	127,786											
060090	S6D00520	HARSCO CORP	120,000											
060091	S5D0033S	MINE SAFETY APPLIANCES CO	25,001											
060092	S6Z51570	STULL ENTERPRISES INC	25,001											
060093	S6Z51570	AIRMATIC INC	57,000											
060094	S6D00340	TEAM CLEAN INC	25,001	TEAM CLEAN INC	African American Female	25,001	100.00%							
060095	S6YC2010	AIRMATIC INC	50,157											
060096	S1Z4456S	CELLCO PARTNERSHIP	895,768											
060097	U5XY8040	WITMER ASSOCIATES INC	42,235											
060098	S6TK8490	FLUID CONSERVATION SYSTEMS INC	59,750											
060100	S6Z51230	JAMES J ANDERSON CONSTRUCTION CO INC	1,563,720	RAMOS & ASSOCIATES INC	Hispanic Male	31,274	2.00%	SJA CONSTRUCTION CO	White Female	172,009	11.00%			
060100	S6Z51230	JAMES J ANDERSON CONSTRUCTION CO INC	0					A B C CONSTRUCTION CO	White Female	31,274	2.00%			
060101	S6Z51230	TONY DEPAUL & SON	955,200											
060102	S6Z51230	A P CONSTRUCTION	1,283,640	CRUZ INC	Hispanic Male	192,546	15.00%	CORNWELLS CONSTRUCTION CO INC	White Female	192,546	15.00%			
060103	S6Z51230	JAMES D MORRISSEY INC	755,328											
060104	S5X06730	SCOTSMAN GROUP INC THE	160,916											
060106	S6Z51540	VANGUARD DIRECT	800,000											
060107	S5XM8990	CUES	566,889											
060108	S6Z51640	AUDIO VIDEO REPAIR INC	143,333											
060109	S6Z51470	DIAMOND HUNTBACH CONSTRUCTION	75,000											
060110	T6Z51590	JAN INDUSTRIAL ELECTRONIC CO INC	130,000											
060111	S6D00610	GROUND TECH INC	90,000											
060112	T6Z51590	R F DESIGN & INTEGRATION INC	100,000					R F DESIGN & INTEGRATION INC	White Female	100,000	100.00%			
060114	S6Z51330	DENTSERVE	45,289											
060115	T6D00260	MOBILE DREDGING & PUMPING CO	25,001											
060116	S6Z51310	FIRST TRANSIT INC	8,322,280	STEPHEN ELLIOTT CO INC	African American Female	1,087,772	13.07%	FILLY OIL INC	White Female	9,987	0.12%			
060116	S6Z51310	FIRST TRANSIT INC	0	PARAGON UNIFORMS	African American Female	14,981	0.18%							
060117	V6D0019S	SIGMA ALDRICH INC	2,000											
060118	S6Z51950	J P C GROUP INC	919,325	INNER CITY CONSTRUCTION INC	African American Male	91,289	9.93%	SITE CONTRACTORS INC	White Female	45,966	5.00%			
060118	S6Z51950	J P C GROUP INC	0	H R M ENVIRONMENTAL LLC	African American Male	45,966	5.00%							
060118	S6Z51950	J P C GROUP INC	0	JAMES WILSON CONSTRUCTION CO	African American Male	183,865	20.00%							
060119	S6D0011S	PLATO LEARNING INC	49,083											
060120	S6Z51240	BUCKLEY & CO & PREMIER CONCRETE A JNT VN	800,000	J K T CONTRACTORS & DEVELOPMENT CO INC	African American Male	24,000	3.00%	EVA GLASGOW CONTRACTORS INC	White Female	16,000	2.00%			
060121	S6TK851S	ADVANCED VALVE TECHNOLOGIES	60,000											
060122	S6D00390	POWERHOUSE EQUIPMENT & ENGINEERING CO IN	365,373											
060123	S6D00620	AIRMATIC INC	44,900											
060124	S6D00620	UTILITY SUPPLY OF AMERICA INC	25,001											
060125	S6D00620	TRI SUPPLY & EQUIPMENT	57,445											
060126	T6D00530	JAMES DOORCHECK INC	25,001											
060128	S6D00630	CHARLES W ROMANO CO	25,001											
060129	S6D00640	INTERIOR MAINTENANCE CO INC	25,000											
060130	T4XZ118S	E M C CORP	29,070											
060131	S2420-01	CHERRY VALLEY FORD TRACTOR SALES	120,000											
060132	S2420-01	ALAMO SALES CORP	65,000											
060133	A5Z5088L	SAFWARE INC	56,300											
060134	S6Z51970	HART ENTERPRISES & ASSOCIATES INC	58,146	HART ENTERPRISES & ASSOCIATES INC	African American Female	58,146	100.00%							
060135	S6Z51990	HART ENTERPRISES & ASSOCIATES INC	149,611	HART ENTERPRISES & ASSOCIATES INC	African American Female	149,611	100.00%							
060136	s6z51660	DAVIS INOTEK INSTRUMENTS LLC	155,560											
060137	S6D00670	GFS COMPUTING INC	166,600											
060138	S6D0013S	GEN PROBE INC	239,050											
060139	S6Z51900	MOULTON LADDER & SUPPLY CO INC	37,098											
060140	S6Z51900	AIRMATIC INC	27,068											
060141	S6Z51790	RIVERSIDE MATERIALS INC	4,512,261											
060142	S6Z51790	T D P S MATERIALS	1,319,553											
060143	S6D00810	HONDRU CHEVROLET INC	75,000											
060144	S6D00810	HONDRU FORD INC	167,000											
060145	S6Z51650	AMERICAN FOREST PRODUCTS	25,001											
060146	S6Z5187S	APPLIED ANALYTICS INC	50,000											
060147	S6810-02	INTERNATIONAL SALT COMPANY LLC	3,000,000											
060148	S6Z51960	PHILADELPHIA TOWING & TRANSPORT	93,595											
060150	S6Z52070	MOLLY CONSTRUCTION CO INC	1,272,065	H R M ENVIRONMENTAL LLC	African American Male	54,699	4.30%	MOLLY CONSTRUCTION CO INC	White Female	962,953	75.70%			
060150	S6Z52070	MOLLY CONSTRUCTION CO INC	0	RAUL SANTOS GENERAL CONTRACTOR	Hispanic Male	254,413	20.00%							
060151	S6Z52080	USA ENVIRONMENTAL MANAGEMENT INC	2,040,150	RIDDICK & RIDDICK GENERAL CONTRACTORS	African American Male	163,212	8.00%							
060151	S6Z52080	USA ENVIRONMENTAL MANAGEMENT INC	0					D & S ENVIRONMENTAL CONTAINER SVC	White Female	204,015	10.00%			
060151	S6Z52080	USA ENVIRONMENTAL MANAGEMENT INC	0	USA ENVIRONMENTAL MANAGEMENT INC	African American Male	1,530,113	75.00%							
060151	S6Z52080	USA ENVIRONMENTAL MANAGEMENT INC	0	R P M GENERAL CONTRACTORS INC	African American Male	142,811	7.00%							
060153	S7490-03	BOWE BELL & HOWELL CO	50,000											
060154	S6D00570	WASTE MANAGEMENT & PROCESSORS INC	2,353,000					GARVEY RESOURCES INC	White Female	117,650	5.00%			
060155	T6Z51620	AIRMATIC INC	81,070											

Contract#	Bid#	Company Name	Bid Amount	MBE Name	MBE Race	MBE Amount	MBE %	WBE Name	WBE Race	WBE Amount	WBE %	DS Name	DS Amount	DS %
060156	S6Z51830	JACKS CAMERAS INC	88,513											
060157	S6D00780	G M H ASSOCIATES OF AMERICA INC	165,206											
060158	U6D00320	LABORATORY CORP OF AMERICA	128,000											
060159	T6VW4510	R M ENVIRONMENTAL SYSTEMS INC	32,600											
060160	S6D00560	QUADISCO INC	25,001											
060161	S6TK850S	E H WACHS CO	53,267											
060162	T6D00450	BRIAN A FINN SCALE CO	25,001											
060163	S6Z51810	GENERAL ASPHALT PAVING CO OF PHILA	494,735											
060164	U6D00100	MCALLISTER TOWING OF PHILADELPHIA	986,328											
060165	S6D0065S	SIGMA ALDRICH INC	25,001											
060166	SZ610-09	SERVICE TIRE TRUCK CENTERS	100,000											
060167	S6D00810	NORTHEAST AUTO OUTLET	25,001											
060169	S6Z51780	LIBERTY STORE	25,001											
060170	S6Z51780	BOB BARKER CO INC	25,001											
060171	S6Z51780	CARE APPAREL INC	25,001											
060172	S6Z51780	UNIFORMS MANUFACTURING INC	50,654											
060173	S6D0069S	GLOBAL REMEDIATION TECHNOLOGIES INC	200,000											
060174	S6Z51780	GOLD WATER INDUSTRIES INC	25,588											
060175	S6Z51780	JINADASA USA LTD	25,001											
060176	S6Z51780	ROBINSON TEXTILES	25,001											
060178	S6Z51710	P C SPECIALISTS INC	1,000,000	P C SPECIALISTS INC	Asian Male	1,000,000	100.00%							
060179	S6Z51710	DECISIVE BUSINESS SYSTEMS INC	1,000,000	FUTURENET	African American Male	250,000	25.00%							
060180	S6Z51710	GOVERNMENT TECHNOLOGY SERVICES INC	1,000,000											
060181	S6Z51710	EMTEC INC	1,000,000	DRAD COMPUTERS	African American Male	200,000	20.00%							
060182	S6Z52090	EUGENE PULLINS	188,238	H R M ENVIRONMENTAL LLC	African American Male	18,824	10.00%	FILLY OIL INC	White Female	18,824	10.00%			
060182	S6Z52090	EUGENE PULLINS	0	EUGENE PULLINS	African American Male	150,590	80.00%							
060183	S6Z52100	J P C GROUP INC	874,500	S & D MASONRY CO	African American Male	131,175	15.00%	SITE CONTRACTORS INC	White Female	43,725	5.00%			
060183	S6Z52100	J P C GROUP INC	0	INNER CITY CONSTRUCTION INC	African American Male	131,175	15.00%							
060184	S6Z52120	J P C GROUP INC	954,175	S & D MASONRY CO	African American Male	114,501	12.00%	SITE CONTRACTORS INC	White Female	47,709	5.00%			
060184	S6Z52120	J P C GROUP INC	0	INNER CITY CONSTRUCTION INC	African American Male	114,501	12.00%							
060185	S6Z51710	GATEWAY CO INC	1,000,000	INTERFACE COMPUTER COMMUNICATION	Hispanic Male	150,000	15.00%	VKG ASSOCIATES	African American Female	50,000	5.00%			
060186	SZ306-01	WARNOCK AUTOMOTIVE INC	700,000											
060187	S6Z52110	BEYER BROS CORP	25,001											
060188	U5Z50870	HENISE TIRE SERVICE CO	583,413											
060191	T6Z51290	COMPUTER SPECIALISTS INC	371,711											
060192	S6Z51880	AMERICAN FOREST PRODUCTS	51,903											
060193	S6Z51880	TAGUE LUMBER INC	271,609											
060194	SZ306-01	NORTHEAST AUTO OUTLET	300,000											
060195	S6D00840	WASTE MANAGEMENT OF PENNSYLVANIA INC	163,745											
060197	S6QM5690	I MILLER PRECISION OPTICAL INSTRMNTS INC	28,000											
060198	S6Z52050	INSTANT COPY & PRINTING CENTER INC	72,000					REPLICA	Asian Female	3,600	5.00%			
060199	S6D00590	UNIVAR USA INC	163,274											
060200	S6D00590	CLARKE MOSQUITO CONTROL PRODUCTS INC	32,290											
060201	T6D00550	ETHERINGTON CONSERVATION CENTER	3,275,000											
060202	S6D0085S	BOWE BELL & HOWELL CO	154,000											
060203	S6Z52130	L P GROUP 2 INC	245,745	ALPHA UNITED COMPANIES	African American Male	10,000	4.07%							
060203	S6Z52130	L P GROUP 2 INC	0	H R M ENVIRONMENTAL LLC	African American Male	14,007	5.70%							
060203	S6Z52130	L P GROUP 2 INC	0	SCOTLANDYARD SECURITY SERVICES INC	African American Male	14,990	6.10%							
060204	S6Z51880	LONGO ELECTRICAL MECHANICAL INC	228,790											
060205	S6Z51880	AIRMATIC INC	41,140											
060206	S6Z51880	A L HACKER COMPANY INC	25,000											
060207	S6Z51880	MACKELL INC	88,900											
060208	S6Z51880	I T T FLYGT CORP	53,550											
060209	S6Z51880	J T SEELEY & CO INC	325,540											
060210	S6Z51880	D L ELECTRONICS INC	32,895											
060211	S6Z51880	MOYNO INC	52,771											
060212	S6Z51880	MICKLE MILNOR EQUIP CO INC	75,440											
060213	S6Z51880	SANDER PUMP SALES INC	25,000											
060214	U6D00530	AUDIO VIDEO REPAIR INC	25,001											
060215	S6D0086S	PORTER LEE CORP	211,245											
060216	S6D0054S	GENERAL HIGHWAY PROD INC	315,456											
060217	S6HE9810	INNOV X SYSTEMS INC	29,950											
060219	S6F01140	KARETAS FOODS INC	66,674											
060220	S6F01140	WILLIAM R HILL & CO INC	25,001											
060221	S6F01140	H SCHRIER & CO INC	27,616											
060223	S6F01020	PECHTERS OF SOUTHERN NEW JERSEY LLC	25,001											
060224	SZ310-01	HERTRICH FLEET SERVICES INC	250,000											
060226	S6F01010	KARETAS FOODS INC	38,647											
060227	S6Z52030	503 CORP	76,378	503 CORP	Hispanic Male	76,378	100.00%							
060228	S6F01170	KARETAS FOODS INC	69,551											
060229	S6F01080	KARETAS FOODS INC	25,001											
060230	T6D00380	WASHINGTON PROFESSIONAL SYS	139,000											

Contract#	Bid#	Company Name	Bid Amount	MBE Name	MBE Race	MBE Amount	MBE %	WBE Name	WBE Race	WBE Amount	WBE %	DS Name	DS Amount	DS %
060231	T6D00830	MEDLINE INDUSTRIES INC	56,267											
060232	S6F01180	WILLIAM MACMILLAN CO	49,632											
060233	S6D00760	INSTANT COPY & PRINTING CENTER INC	25,001											
060234	S6D0088S	DATASTREAM SYSTEMS INC	40,468											
060235	S6D0073S	RAPAC NETWORK INTERNATIONAL INC	315,418											
060236	S6F01210	KARETAS FOODS INC	28,948											
060237	S6D00510	GENERAL HIGHWAY PROD INC	31,795											
060238	S6D00510	TRAFFIC PARTS INC	25,001											
060240	S6F01220	QUALITY SALES & DISTRIBUTION INC	40,200											
060241	S6F01220	MILK INDUSTRY MANAGEMENT CORP	40,200											
060242	S6F01220	WAWA INC	30,859											
060246	S6Z52020	ALLIED ENVELOPE COMPANY INC	171,718											
060248	S6YE5130	GEPPERT BROTHERS INC	145,800	M L JONES CONST	African American Female	21,870	15.00%	DELTA B J D S INC	White Female	4,082	2.80%			
060248	S6YE5130	GEPPERT BROTHERS INC	0					M P DEMOLITION INC	White Female	10,498	7.20%			
060249	U6Z52110	MOBILE LIFTS INC	25,001											
060250	S6D0080S	CHECKPOINT SYSTEM INC	26,886											
060251	S6Z52150	MOLLY CONSTRUCTION CO INC	2,099,935	RAUL SANTOS GENERAL CONTRACTOR	Hispanic Male	650,980	31.00%	MOLLY CONSTRUCTION CO INC	White Female	1,364,958	65.00%			
060251	S6Z52150	MOLLY CONSTRUCTION CO INC	0	H R M ENVIRONMENTAL LLC	African American Male	83,997	4.00%							
060252	S6Z52330	INDEPENDENT HARDWARE INC	43,000											
060253	S6Z5206S	STANLEY SECURITY SOLUTIONS INC	195,000											
060254	S6D0060S	HONEYWELL INTERNATIONAL INC	54,360											
060255	S6Z52010	ENVIRONMENTAL EQUIPMENT & SERVICE CO	40,000											
060256	S6D01140	INK ON PAPER INC	25,001											
060257	S6D00900	R E M SYSTEMS INC	84,789											
060258	T6D00740	SUNOCO INC	150,000											
060260	S6D0015S	BENTLEY SYSTEMS INC	92,074											
060261	S6YE5120	GEPPERT BROTHERS INC	381,900	M L JONES CONST	African American Female	19,095	5.00%	M P DEMOLITION INC	White Female	38,190	10.00%			
060262	S6D01150	CUES	660,389											
060263	S6Z52350	L P GROUP 2 INC	1,574,568	SCOTLANDYARD SECURITY SERVICES INC	African American Male	50,071	3.18%							
060263	S6Z52350	L P GROUP 2 INC	0	ALPHA UNITED COMPANIES	African American Male	50,071	3.18%							
060263	S6Z52350	L P GROUP 2 INC	0	H R M ENVIRONMENTAL LLC	African American Male	19,997	1.27%							
060263	S6Z52350	L P GROUP 2 INC	0	ALPHA OFFICE SUPPLIES INC	African American Male	10,077	0.64%							
060264	S2306-01	PACIFICO MARPLE LLC	50,000											
060265	S2420-01	JOHN DEERE CO	250,000											
060267	S2420-01	CHERRY VALLEY FORD TRACTOR SALES	150,000											
060268	S6D0009S	METTLER TOLEDO INC	25,001											
060269	S2310-01	PACIFICO MARPLE LLC	750,000											
060270	T6QM5710	I MILLER PRECISION OPTICAL INSTRMNTS INC	34,560											
060271	T6Z51880	J T SEELEY & CO INC	70,200											
060272	T6Z51880	DEL VAL MECHANICAL SPECIALISTS INC	412,997	DEL VAL MECHANICAL SPECIALISTS INC	Asian Male	412,997	100.00%							
060273	T6Z51880	SANDER PUMP SALES INC	36,000											
060275	S6Z52000	PATCH MANAGEMENT INC	49,400											
060276	S6Z52000	T D P S MATERIALS	166,833											
060277	S6Z52000	ARTCO EQUIPMENT SALES INC	25,000											
060279	S7350-05	TODD DEVIN FOOD EQUIPMENT	25,000											
060280	S7350-05	UNITED RESTAURANT EQUIPMENT INC	25,000											
060281	S7D0104s	ZASIO ENTERPRISES INC	25,646											
060282	U6D00750	AMERICAN FIRST AID CO	25,001											
060283	S6D00580	MOBILE DREDGING & PUMPING CO	885,000	H BEASLEY ENTERPRISES INC	African American Male	132,750	15.00%	MATERIAL MATTERS INC	White Female	44,250	5.00%			
060285	S6Z5080P	PARKWAY CORP	4,999,177											
060287	S3610-04	FRANKLIN PRINTERS SUPPLY CO INC	25,000											
060288	S7Z52210	AMERICAN FOREST PRODUCTS	44,900											
060289	S7Z52210	TAGUE LUMBER INC	189,500											
060291	S6Z51980	TRI STATE SERVICE CO	25,000											
060292	S6Z51980	EAGLE MAINTENANCE SUPPLY INC	25,000					EAGLE MAINTENANCE SUPPLY INC	White Female	25,000	100.00%			
060293	S6Z51980	WHOLESALE VAUCUM CONNECTION INC	25,000											
060294	S6Z51980	ALTO US INC	25,000											
060295	S6Z51980	SANDER PUMP SALES INC	25,000											
060296	S6Z51980	BORTEK INDUSTRIES INC	44,900											
060297	S6Z51980	ACCOMMODATION MOLLEN INC	25,000											
060298	S6Z52140	EAGLE MAINTENANCE SUPPLY INC	498,430					EAGLE MAINTENANCE SUPPLY INC	White Female	498,430	100.00%			
060299	S7490-03	MOORE WALLACE NORTH AMERICA INC	50,000											
060300	S6D0117S	BIOMERIEUX INC	25,000											
060303	S6Z52360	LUZON INC	746,900	RIDDICK & RIDDICK GENERAL CONTRACTORS	African American Male	37,345	5.00%	D & S ENVIRONMENTAL	White Female	74,690	10.00%			
060306	T7D00940	PRECISION TOWER SERVICES INC	95,092											
060310	U6D00890	EAGLE MAINTENANCE SUPPLY INC	40,625					EAGLE MAINTENANCE SUPPLY INC	White Female	40,625	100.00%			
060314	S6D0068P	RIVER ASSOCIATES INC	285,330	RISK MANAGEMENT SOLUTIONS OF AMERICA INC	African American Male	34,240	12.00%	ABBONIZIO TRANSFER INC	White Female	27,106	9.50%			
060315	S6Z52380	USA ENVIRONMENTAL MANAGEMENT INC	1,099,000	RIDDICK & RIDDICK GENERAL CONTRACTORS	African American Male	164,850	15.00%	D & S ENVIRONMENTAL	White Female	109,990	10.01%			
060315	S6Z52380	USA ENVIRONMENTAL MANAGEMENT INC	0	USA ENVIRONMENTAL MANAGEMENT INC	African American Male	824,250	75.00%							
060317	U5Z50520	DELVAL EQUIPMENT CORP	25,000											
060318	U5Z50520	SID HARVEY INDUSTRIES INC	95,000											
060319	U5Z50520	CAPP USA INC	62,500											

Contract#	Bid#	Company Name	Bid Amount	MBE Name	MBE Race	MBE Amount	MBE %	WBE Name	WBE Race	WBE Amount	WBE %	DS Name	DS Amount	DS %
060320	US250520	UNITED REFRIGERATION INC	61,000											
060321	S6605-05	ROCHE DIAGNOSTICS CORP	100,000											
060322	S6252390	RAYS HOME REPAIR & DEMOLITION INC	356,308	RAYS HOME REPAIR & DEMOLITION INC	African American Male	356,308	100.00%							
060323	S6XL3910	PA PUBLIC WORKS EQUIPMENT CO LLC	96,300											
060325	S6Z52400	J P C GROUP INC	248,975											
060330	S6HE9865	G E ANALYTICAL INSTRUMENTS INC	42,184											
060333	S6D00370	AIRWICK PROFESSIONAL PRODS PHILA INC	102,104											
060334	S5XZ121P	SUNGARD RECOVERY SERVICES LP	200,000											
060336	S6D00720	I T E I AUTO GLASS	26,480											
060337	S6XT7781S	KOVATCH MOBILE EQUIPMENT CORPORATION	114,687											
060338	S3930-01	BEST LINE LEASING INC	100,000											
060339	S7Z52170	GENERAL CHEMICAL PERFORMANCE PRODCTS LLC	512,256											
060340	S7Z52170	DELTA CHEMICAL CORP	33,180											
060341	S6D01240	SPECTOR MANUFACTURING INC	217,551											
060342	S7Z52170	POLYDYNE INC	68,390											
060343	S7Z52170	BUCKMANS INC	174,980											
060344	S7Z52170	GREER LIME CO	1,478,320											
060346	S7Z52170	UNIVAR USA INC	314,371											
060347	S7Z52170	BASIC CHEMICAL SOLUTIONS LLC	278,985											
060348	S7Z52170	SHANNON CHEMICAL CORP	619,695											
060349	S7Z52170	CARUS CHEMICAL COMPANY	1,868,552											
060351	S6XT7760	OSHKOSH TRUCK CORP	866,396											
060352	S6YE5140	HART ENTERPRISES & ASSOCIATES INC	51,250	HART ENTERPRISES & ASSOCIATES INC	African American Female	41,512	81.00%	DISPOSAL CORP OF AMERICA	African American Female	9,738	19.00%			
060353	S7Z52490	STELWAGON ROOFING SUPPLY INC	75,000					STELWAGON ROOFING SUPPLY INC	White Female	75,000	100.00%			
060355	S7Z52490	C A WEISS SALES COMPANY	46,000					C A WEISS SALES COMPANY	White Female	46,000	100.00%			
060357	S6675-02	STEPHENSON EQUIPMENT INC	75,000											
060359	S6XT7850	CAMPBELL SUPPLY CO INC	3,910,604											
060361	S7Z52170	KEMIRON CO INC	3,630,278											
060362	S7Z52170	SOLVAY FLUORIDES INC	576,000											
060364	S7Z52170	NICHEM CO	232,500											
060365	S6Z52500	USA ENVIRONMENTAL MANAGEMENT INC	302,750	USA ENVIRONMENTAL MANAGEMENT INC	African American Male	302,750	100.00%							
060366	S6Z52510	USA ENVIRONMENTAL MANAGEMENT INC	275,650	RIDDICK & RIDDICK GENERAL CONTRACTORS	African American Male	27,565	10.00%	D & S ENVIRONMENTAL	White Female	13,783	5.00%			
060366	S6Z52510	USA ENVIRONMENTAL MANAGEMENT INC		USA ENVIRONMENTAL MANAGEMENT INC	African American Male	234,302	85.00%							
060367	T6D01230	ORTHO CLINICAL DIAGNOSTICS	211,717											
060368	S6D01260	FREEDOM INTERNATIONAL TRUCKS INC OF N J	261,800											
060369	U6D01210	J G B INDUSTRIES INC	103,765											
060370	S6D0145S	J T SEELEY & CO INC	346,269											
060371	T6D00870	CLEAN RENTAL SERVICES INC	205,478											
060373	S6D0149S	SANDER PUMP SALES INC	33,000											
060374	S6D01410	CAMPBELL SUPPLY CO INC	1,594,537											
060375	S7D01320	T D P S MATERIALS	174,000											
060377	S6D0225S	ARTCO EQUIPMENT SALES INC	109,813											
060379	S2610-01	SERVICE TIRE TRUCK CENTERS	100,000											
060380	S6QM574S	BRUKER AXS INC	32,220											
060382	S6350-03	SECURITY SERVICES & T	100,000											
06342	S7Z52170	TODD DEVIN FOOD EQUIPMENT	68,390											
065001	S6F07140	WILLIAM R HILL & CO INC	16,319											
065003	V6F07150	QUALITY SALES & DISTRIBUTION INC	6,950											
065004	V6F07110	KARETAS FOODS INC	5,259											
065005	V6F07100	QUALITY SALES & DISTRIBUTION INC	2,880											
065006	V6F07950	MIVILA CORP	5,674											
065007	V6XZ639F	IMPERIAL BEVERAGE SYSTEMS INC	3,038											
065008	V6F07200	MIVILA CORP	7,262											
065009	V6F07070	KARETAS FOODS INC	1,783											
065010	V6F07070	MIVILA CORP	3,014											
065011	V6F07060	VALDEZ FOODS INC	1,800											
065012	V6F07060	KARETAS FOODS INC	13,966											
065014	S6F07080	MIVILA CORP	8,739											
065015	S6F07080	KARETAS FOODS INC	14,816											
065016	S6YB670F	CREAM O LAND DAIRIES L L C	19,500											
065017	S6WI1640	FOODARAMA CATERERS	10,828											
065019	S6F07010	MIVILA CORP	972											
065021	V6D00500	ADVANCED DOOR SERVICE INC	4,935											
065022	T6F07170	KARETAS FOODS INC	18,240											
065023	X6XZ6409	TASTY BAKING CO	1,350											
065027	S6D0065S	SIGMA ALDRICH INC	25,001											
065030	V6D00790	TISCH ENVIRONMENTAL INC	3,500											
065032	V6F01100	QUALITY SALES & DISTRIBUTION INC	2,970											
065033	V6F01070	KARETAS FOODS INC	3,973											
065034	V6F01070	MIVILA CORP	1,534											
065035	V6XZ6709	TASTY BAKING CO	1,350											
065036	S6F01140	MIVILA CORP	3,006											

Contract#	Bid#	Company Name	Bid Amount	MBE Name	MBE Race	MBE Amount	MBE %	WBE Name	WBE Race	WBE Amount	WBE %	DS Name	DS Amount	DS %
065037	V6X2667F	IMPERIAL BEVERAGE SYSTEMS INC	3,075											
065038	V6F01950	KARETAS FOODS INC	4,085											
065039	V6F01110	KARETAS FOODS INC	5,254											
065040	V6F01060	MIVILA CORP	4,342											
065041	V6F01060	KARETAS FOODS INC	15,034											
065042	S6D0117S	BIOMERIEUX INC	5,000											
		TOTAL SS&E	101,722,638			11,835,437	11.64%			4,612,743	4.53%		0	0.00%

Contract ID	Vendor Name	Contract Amount	MBE	MBE Race	MBE Amount	MBE %	WBE	WBE Race	WBE Amount	WBE %	DS	DS Race	DS Amount	DS %
Aviation														
0221131-04	Jacobs Consultancy, Inc.	275,000	Hall & Associates Law Offices	African American Female	30,000	10.91%	S HUFFMAN ASSOCIATES	White Female	30,000	10.91%				
0320314-03	Audio Visual Communications, Inc.	100,000	Portfolio Associates, Inc.	African American Female	20,000	20.00%								
0320502-04	Seabury Airline Planning Group	250,000	T-ENTA CORPORATION	African American Male	30,000	12.00%	M F R Consultants Inc.	African American Female	20,000	8.00%				
0320878-03	Granary Associates	450,000	Len Parker Associates	African American Male	121,500									
0420021-02	E. H. Lynn & Associates, LLC	90,000					E. H. Lynn & Associates, LLC	White Female	90,000	100.00%				
0420036-02	Gocial Gerstein, LLC	60,000												
0420037-02	Zweig, Ramick & Associates	60,000					Zweig, Ramick & Associates	White Female	60,000	100.00%				
0420060-02	Sheward Partnership	60,000	Synterra Ltd	African American Male	20,000	33.33%								
0420060-02	Sheward Partnership	0	ANG Associates Inc.	Other Male	20,000	33.33%								
0420060-02	Sheward Partnership	0												
0420072-03	Kelly/Maiello, Inc.	100,000	Kelly/Maiello, Inc.	African American Male	53,500	53.50%	HUNT ENGINEERING CO	White Female	1,500	1.50%				
0420072-03	Kelly/Maiello, Inc.	0					CDA& I Architecture and Interior LTD	White Female	45,000	45.00%				
0420072-03	Kelly/Maiello, Inc.	0												
0420086-02	HNTB	150,000	M & M Solutions, LLC	Hispanic Male	26,500	17.67%								
0420086-02	HNTB	0	The McKissack Group	African American Female	13,500	9.00%								
0420086-02	HNTB	0												
0420087-03	Metcalf & Eddy, Inc.	200,000					CH Planning	African American Female	20,000	10.00%				
0420087-03	Metcalf & Eddy, Inc.	0	Chemtech Consulting Group, Inc.	Other Male	12,000	6.00%								
0420087-03	Metcalf & Eddy, Inc.	0	G & C Environmental Services	African American Female	30,000	15.00%								
0420087-03	Metcalf & Eddy, Inc.	0	PATRICIA ANN QUIGLEY	Other Female	8,000	4.00%								
0420090-02	Hill International, Inc.	1,800,000	GRACE P KNIGHT CPA	African American Female	234,000	13.00%	IVERSON ASSOCIATES I	White Female	198,000	11.00%				
0420090-02	Hill International, Inc.	0	Bradley Enterprises, Ltd.	African American Male	144,000	8.00%	Zweig, Ramick & Associates	White Female	90,000	5.00%				
0420093-02	DMJM AVIATION	300,000	CHILTON ENGINEERING INC	African American Male	125,000	41.67%								
0420093-02	DMJM AVIATION	0												
0420093-03	DMJM AVIATION	673,737	CHILTON ENGINEERING INC	African American Male	20,000	2.97%	AVK Consulting	Hispanic Female	12,080	1.79%				
0420093-03	DMJM AVIATION	0	Kelly/Maiello, Inc.	African American Male	59,986	8.90%	HUNT ENGINEERING CO	White Female	30,593	4.54%				
0420094-02	McKissack and Associates, Inc.	75,000	McKissack and Associates, Inc.	African American Male	75,000	100.00%								
0420094-02	McKissack and Associates, Inc.	0												
0420095-04	Weston Solutions, Inc	250,000	G & C Environmental Services	African American Female	25,000	10.00%								
0420095-04	Weston Solutions, Inc	0	CHILTON ENGINEERING INC	African American Male	2,500	1.00%								
0420095-04	Weston Solutions, Inc	0	USA Environmental Management	African American Male	12,500	5.00%	A K M Construction Services, Inc.	White Female	27,500	11.00%				
0420095-04	Weston Solutions, Inc	0	NICHE CONSULTANTS, INC.	Asian Male	20,000	8.00%								
0420554-02	Frasca & Associates	50,000												
0420740-01	DMJM AVIATION	1,118,054	RALPH C TYLER P E	African American Male	15,130	1.35%								
0420740-01	DMJM AVIATION	0	CHILTON ENGINEERING INC	African American Male	137,966	12.34%								
0420740-01	DMJM AVIATION	0	Synterra Ltd	African American Male	55,000	4.92%								
0520283-01	ANG Associates Inc.	400,000	ANG Associates Inc.	Other Male	260,000	65.00%	JBC ASSOCIATES INC	White Female	20,000	5.00%				
0520283-01	ANG Associates Inc.	0	Arora Engineers, Inc	Asian Male	40,000	10.00%								
0520283-01	ANG Associates Inc.	0	CSA Central, Inc.	Hispanic Male	80,000	20.00%								
0520284-01	Arora Engineers, Inc	450,000	Arora Engineers, Inc	Asian Male	450,000	100.00%								
0520284-01	Arora Engineers, Inc	0												
0520286-01	Burns Engineering, Inc.	1,150,000	Mark Ulrick Engineers, Inc.	African American Male	80,500	7.00%								
0520286-01	Burns Engineering, Inc.	0	Arora Engineers, Inc	Asian Male	34,500	3.00%	E & M ENGINEERING IN	White Female	46,000	4.00%				
0520286-01	Burns Engineering, Inc.	0	CARTER HAYES ASSOCIATES	African American Female	69,000	6.00%	JBC ASSOCIATES INC	White Female	11,500	1.00%				
0520470-01	DMJM+HARRIS, Inc.	1,100,000	Synterra Ltd	African American Male	68,000	6.18%	ARMAND CORPORATION	African American Female	24,000	2.18%				
0520470-01	DMJM+HARRIS, Inc.	0	CHILTON ENGINEERING INC	African American Male	33,000	3.00%	JBC ASSOCIATES INC	White Female	23,000	2.09%				
0520470-01	DMJM+HARRIS, Inc.	0	Arora Engineers, Inc	Asian Male	50,000	4.55%								
0520523-01	DPK&A Architects, LLP	200,000	ANG Associates Inc.	Other Male	25,000	12.50%								
0520523-01	DPK&A Architects, LLP	0	CHILTON ENGINEERING INC	African American Male	25,000	12.50%								
0520551-01	Daroff Design, Inc	100,000	ANG Associates Inc.	Other Male	25,000	25.00%	Daroff Design, Inc	White Female	70,000	70.00%				
0520551-01	Daroff Design, Inc	0	Terry F. Crockett Architects	African American Male	5,000	5.00%								
0520565-01	AVK Consulting	40,000					AVK Consulting	Hispanic Female	40,000	100.00%				
0520613-01	Urban Engineers, Inc.	1,100,000	CHILTON ENGINEERING INC	African American Male	40,000	3.64%	HUNT ENGINEERING CO	White Female	24,000	2.18%				
0520613-01	Urban Engineers, Inc.	0	Synterra Ltd	African American Male	40,000	3.64%								
0520852-01	Arora Engineers, Inc	530,000	Arora Engineers, Inc	Asian Male	530,000	100.00%								
0520857-01	Parkway Garage Inc.	1,998,477	ALPHA OFFICE SUPPLIE	African American Male	23,712	1.19%								
0520857-01	Parkway Garage Inc.	0	GOLD STARR JANITORIA	African American Male	22,464	1.12%								
0520861-02	Elliott Lewis Corp.	3,675,834	LARRY C MCCRAE INC	African American Male	1,057,600	28.77%								
0520861-02	Elliott Lewis Corp.	0	FutureNET, Inc.	African American Male	372,800	10.14%								
0520865-01	Airport Business Solutions	75,000					Thompson Aviation Consulting, Inc.	White Female	15,000	20.00%				
0520943-01	The Earth Tech Corp	125,000	G & C Environmental Services	African American Female	12,500	10.00%	CH Planning	African American Female	12,500	10.00%				
0520943-01	The Earth Tech Corp	0					Patricia Ann Quigley	Other Female	12,500	10.00%				
0520964-01	Kellog, Brown & Root, Inc	250,000	Arora Engineers, Inc	Asian Male	50,000	20.00%								
0620003	American Association of Airport Executives	485,000												
0620004	Professional Systems Engineering, LLC	250,000	El Taller Colaborativo, P.C.	Hispanic Male	17,000	6.80%								
0620004	Professional Systems Engineering, LLC	0	RAY COMMUNICATIONS I	African American Male	25,000	10.00%								
0620004	Professional Systems Engineering, LLC	0	Restl Designers, Inc.	Asian Male	17,000	6.80%								
0620028	Gallini Hemmann, Inc.	100,000					Gallini Hemmann, Inc.	White Female	100,000	100.00%				
0620087	Kelly/Maiello, Inc.	687,783	Kelly/Maiello, Inc.	African American Male	568,642	82.68%	HUNT ENGINEERING CO	White Female	74,241	10.79%				
0620087	Kelly/Maiello, Inc.	0			0		AVK Consulting	Hispanic Female	44,900	6.53%				
0620159	Portfolio Associates, Inc.	25,000	Portfolio Associates, Inc.	African American Female	25,000	100.00%								
0620380	DPK&A Architects, LLP	1,566,666	Spectra Engineering	African American Male	197,012	12.58%	Envision Consultants, LTD.	White Female	62,155	3.97%				
0620380	DPK&A Architects, LLP	0	M & S Engineering Services, Inc.	Other Male	84,009	5.36%	Daroff Design, Inc	White Female	156,472	9.99%				
0620414	American Association of Airport Executives	100,000												
0620523	Mayer, Hoffman, McCann PC	25,000												
0620531	Carter Hayes Associates, Inc.	3,274,962	Carter Hayes Associates, Inc.	African American Female	1,516,983	46.32%	The Temple Group	African American Female	770,398	23.52%				
0620531	Carter Hayes Associates, Inc.	0	Legion Design/Campbell	African American Male	987,581	30.16%								
0620567	DMJM AVIATION	1,607,509	Arora Engineers, Inc	Asian Male	231,253	14.39%								

Contract ID	Vendor Name	Contract Amount	MBE	MBE Race	MBE Amount	MBE %	WBE	WBE Race	WBE Amount	WBE %	DS	DS Race	DS Amount	DS %
0620567	DMJM AVIATION	0	CHILTON ENGINEERING INC	African American Male	155,961	9.70%								
0620577	Mitchell & Titus, LLP	40,000	Mitchell & Titus, LLP	African American Male	40,000	100.00%								
Aviation		25,418,022			8,570,599	33.72%			2,131,339	8.39%			0	0.00%
Behavioral Health/Mental Retardation Services														
0520060-01	Individual, Family & Community MR Services, Inc.	99,408												
0520060-01	Mentor Clinical Care	1,151,992												
0520112-01	Ridgeway Phillips Health Management Services, Inc.	433,366												
0520112-01	Sunny Days Early Childhood Dev. Servs., Inc.	1,347,053												
0520635-01	Keystone Community Resources, Inc.	386,023												
0520687-01	Rosehill School	179,001												
0520733-02	Advoserv	1,525,709												
0520783-01	Lynch Homes Montgomery County Inc	914,010												
0520864-01	Mitchell & Titus, LLP	133,000	Mitchell & Titus, LLP	African American Male	133,000	100.00%								
0520892-01	Lynch Homes Montgomery County Inc	6,704,484												
0520907-02	Keystone Community Resources, Inc.	217,610												
0620309	Theraplay, Inc.	111,260												
Behavioral Health/Mental Retardation Services		13,202,916			133,000	1.01%			0	0.00%			0	0.00%
Capital Program Office														
0620427	O'Brien & Gere Engineers Incorporated	11,374												
0620504	AB ARCH, LLC	136,000												
0620510	Professional Systems Engineering, LLC	119,846												
0620530	Ciafen Associates Architects & Planners	61,236												
0620616	Remington & Vernick Engineers	56,550												
0220420-08	Jean Bender Consultants	69,600												
0220849-04	Pennoni Associates Inc.	3,480												
0220917-03	Becker & Frondorf	17,500												
0220950-04	Bonnett Associates, Inc.	25,000												
0221013-04	Bruce E. Brooks & Associates	28,800												
0320355-02	Gillan and Hartmann, Inc.	5,200												
0320431-03	Kroll Associates, Inc.	27,600												
0320455-02	Bonnett Associates, Inc.	16,470												
0320455-06	Bonnett Associates, Inc.	5,138												
0320565-02	Hughes Associates, Inc.	51,000												
0320756-02	Gillan and Hartmann, Inc.	9,900												
0320772-04	Ewing Cole Cherry Brott	52,000												
0420319-02	Kelly/Maiello, Inc.	15,000	Kelly/Maiello, Inc.	African American Male	15,000	100.00%								
0420332-04	Duffield Associates, Inc.	80,000	Mid-Atlantic Environmental Laboratories, Inc.	Native American Male	12,000	15.00%								
0420334-02	Buell Kratzer Powell	10,000												
0420560-02	RME Associates	7,000												
0420722-01	ANG Associates Inc.	18,450	ANG Associates Inc.	Other Male	18,450	100.00%								
0420750-01	Burns Engineering, Inc.	8,800												
0420750-02	Burns Engineering, Inc.	17,280												
0420917-03	Kelly/Maiello, Inc.	17,500	Kelly/Maiello, Inc.	African American Male	17,500	100.00%								
0520365-03	Hill International, Inc.	1,179,333	US INTERNATIONAL SERVICES, LTD	Other Male	146,880	12.45%								
0520365-03	Hill International, Inc.	0					Q W I C, Inc.	White Female	21,167	1.79%				
0520365-03	Hill International, Inc.	260,877												
0520713-01	Oxford Engineering Company	50,000					MID ATLANTIC DETECTI	White Female	5,000	10.00%				
0520713-01	Oxford Engineering Company	0					B T Environmental Health & Safety Consulting	White Female	2,500	5.00%				
0520796-01	HUNT ENGINEERING CO	43,159					HUNT ENGINEERING CO	White Female	43,159	100.00%				
0520801-01	ANG Associates Inc.	39,000	ANG Associates Inc.	Other Male	39,000	100.00%								
0520853-01	Sycamore Group	25,000												
0520995-01	Buell Kratzer Powell	28,500												
0521057-01	Pennoni Associates Inc.	4,500												
0521057-02	Pennoni Associates Inc.	1,500												
0620034	CDA& I Architecture and Interior LTD	59,052					CDA& I Architecture and Interior LTD	White Female	59,052	100.00%				
0620034-01	CDA& I Architecture and Interior LTD	26,000					CDA& I Architecture and Interior LTD	White Female	26,000	100.00%				

Contract ID	Vendor Name	Contract Amount	MBE	MBE Race	MBE Amount	MBE %	WBE	WBE Race	WBE Amount	WBE %	DS	DS Race	DS Amount	DS %
0620106	Beam, LTD	46,000					Beam, LTD	White Female	46,000	100.00%				
0620139	Schade and Bolender Arch., LLP	25,450					Schade and Bolender Arch., LLP	White Female	25,450	100.00%				
0620160	William J. Trefz Consulting Engineers, Inc.	44,120												
0620162	Jacobs Wyper Architects	45,500												
0620230	Remington & Vernick Engineers	43,134												
0620271	Jacobs Wyper Architects	26,200												
0620278	Jean Bender Consultants	208,800												
0620302	Oxford Engineering Company	45,000					B T Environmental Health & Safety Consulting	White Female	35,000	77.78%				
0620305	Arora Engineers, Inc.	47,780	Arora Engineers, Inc.	Asian Male	47,780	100.00%								
0620339	Burns Engineering, Inc.	100,000												
0620353	Agnelo Gomes Associates	28,000	Agnelo Gomes Associates	Asian Male	28,000	100.00%								
0620355	The RJM Consulting Group, Inc.	150,000												
0620360	SUSAN MAXIMAN & PARTNERS	42,120												
0620388	Dome-Tech, Inc.	303,798												
0620389	ADCON CONSULTANTS INC	39,980	ADCON CONSULTANTS INC	African American Male	39,980	100.00%								
0620396	William J. Trefz Consulting Engineers, Inc.	37,000												
0620397	William J. Trefz Consulting Engineers, Inc.	36,000												
0620399	Samuel Y Harris dba S. Harris & Co.	44,305												
0620400	I T' AN YU and Associates, Inc.	85,000	I T' AN YU and Associates, Inc.	Asian Male	85,000	100.00%								
0620416	Andropogon Associates, Ltd.	110,000												
0620438	Wulff Architects, Inc.	24,280												
0620445	Pennoni Associates Inc.	95,945												
0620445	Pennoni Associates Inc.	50,000												
0620452	I T' AN YU and Associates, Inc.	67,000	I T' AN YU and Associates, Inc.	Asian Male	67,000	100.00%								
0620455	Jacobs Wyper Architects	39,650												
0620455-01	Jacobs Wyper Architects	7,000												
0620456	Jacobs Wyper Architects	37,300												
620230-01	Remington & Vernick Engineers	2,451												
Capital Program Office		4,419,457			516,590	11.69%			263,328	5.96%			0	0.00%
City Planning Commission														
0620450	Orth-Rodgers & Associates Inc	79,981	Group G, LLC	Asian Male	18,529	23.17%	CH Planning	African American Female	4,459	5.58%			0	
City Planning Commission		79,981			18,529	23.17%			4,459	5.58%			0	0.00%
Commerce														
0320738-03	Orth-Rodgers & Associates Inc.	13,000												
0620315	LFGA, Inc.	52,800					LFGA, Inc.	African American Female	52,800	100.00%				
Commerce		65,800			0	0.00%			52,800	80.24%			0	0.00%
Emergency Shelter & Services (OESS)														
0520100-01	Perkins Boarding Home	228,010												
0520367-02	Parkside Residential Center, Inc.	70,724												
0520425-01	Corecare Food Services Inc.	558,987												
0520433-01	Morris Darlene	400,000												
0520451-01	Victory Support Services, Inc.	195,000												
0520684-01	Martha Marshall	70,002												
0520821-01	Prime Property Management Inc.	159,510												
0620099	U.S. Facilities, Inc.	558,491	U.S. Facilities, Inc.	African American Male	558,491	100.00%								
0620099-01	U.S. Facilities, Inc.	450	U.S. Facilities, Inc.	African American Male	450	100.00%								
0620209	ADCM, LLC	458,466												
0620209-01	ADCM, LLC	831,436												
0620252	Coelho Consulting	67,600	Coelho Consulting	Asian Male	67,600	100.00%								
0620252-01	Coelho Consulting	27,150	Coelho Consulting	Asian Male	27,150	100.00%								
0620505	Fairmount Ventures, Inc.	4,893												
Emergency Shelter & Services (OESS)		3,630,719			653,691	18.00%			0	0.00%			0	0.00%
Finance, Director of														
0320016-03	Carmine D'Alessandro, C.G.F.M.	35,000												
0320016-04	Carmine D'Alessandro, C.G.F.M.	5,000												
0320082-03	M Lawton & Associates	510,000					M Lawton & Associates	African American Female	510,000	100.00%				
0320280-03	Tantala Associates	25,000												
0320438-04	1 Source Safety & Health, Inc.	75,000	B P A Environmental Services Inc.	African American Male	7,500	10.00%	G & C Environmental Services	African American Female	7,500	10.00%				
0320438-04	1 Source Safety & Health, Inc.	0					Schiller & Hersh	White Female	3,750	5.00%				
0320438-05	1 Source Safety & Health, Inc.	1,700												
0320817-03	BondResource Partners, LP	50,000												
0420013-03	CDR Financial Products, Inc.	137,225												
0420290-02	Hay Group, Inc.	140,000	Financial Integrity Resources Mgmt, LLC	African American Male	28,000	20.00%	LEADING BENEFITS	White Female	14,000	10.00%				
0420290-03	Hay Group, Inc.	100,000	Financial Integrity Resources Mgmt, LLC	African American Male	20,000	20.00%	LEADING BENEFITS	White Female	10,000	10.00%				
0420501-02	Franz, David L.	52,834												
0420641-02	WageWorks, Inc.	50,000					LFGA, Inc.	African American Female	7,410	14.82%				
0520035-01	Philadelphia Writ Service Inc.	1,000,000												
0520035-03	Philadelphia Writ Service Inc.	374,115												
0620000	ACS State & Local Solutions	762,500												
0620000-01	ACS State & Local Solutions	-10,000												
0620016	Curley Adjustment Bureau, Inc.	150,000												
0620020	Information Services Partner, Inc.	125,328												
0620171	MAXIMUS, INC.	40,000												
0620186	Melior Group	30,600					Melior Group	White Female	30,600	100.00%				

Contract ID	Vendor Name	Contract Amount	MBE	MBE Race	MBE Amount	MBE %	WBE	WBE Race	WBE Amount	WBE %	DS	DS Race	DS Amount	DS %
0620395	Information Services Partner, Inc.	303,240												
0620395-01	Information Services Partner, Inc.	50,000												
0620395-02	Information Services Partner, Inc.	571,560												
0620501	Events by Scott Mirkin, Inc.	42,521												
0620522	Korevaar, Wilhelmina C., MD, PC	31,250												
0620598	Tier Technologies, Inc.	140,650												
Finance, Director of		4,793,522			55,500	1.16%			583,260	12.17%			0	0.00%
Fire														
0320028-04	ACS State & Local Solutions	3,270,000	PRWT	African American Male	488,250	14.93%								
0320028-05	ACS State & Local Solutions	375,000												
0620311	M F R Consultants Inc.	25,000					M F R Consultants Inc.	African American Female	25,000	100.00%				
Fire		3,670,000			488,250	13.30%			25,000	0.68%			0	0.00%
Fleet Management														
0320107-03	Internetwork Services, Inc.	80,000												
0520024-01	Aspite Auto Auction	30,000												
0520024-02	Aspite Auto Auction	10,000												
0620022	Cascor Incorporated	50,000												
0620022-01	Cascor Incorporated	-15,000												
Fleet Management		155,000			0	0.00%			0	0.00%			0	0.00%
Health, Department of Public														
0320105-03	Health Business Systems	40,000												
0320316-03	Arce, A. Anthony, M.D.	30,000												
0320317-03	Ciara Whaley-Perkins, Ph.D	20,000												
0320318-03	IMX Medical Management Services	30,000												
0320319-03	Pennock Snyder Associates	25,000												
0420032-02	MACTEC Federal Programs, Inc.	35,000												
0420040-05	PharmPro, Inc	375,000												
0420040-06	PharmPro, Inc	100,000												
0420227-02	HLN CONSULTING, LLC	25,000												
0420227-03	HLN CONSULTING, LLC	50,004												
0420375-02	Siemens Medical Solutions USA, Inc.	680,000												
0420375-03	Siemens Medical Solutions USA, Inc.	44,000												
0420754-02	Logistics Management Consultants, Inc.	36,300	Logistics Management Consultants, Inc.	Hispanic Male	36,300	100.00%								
0420756-03	Clearwater Research, Inc.	92,726												
0520151-04	General Healthcare Resources, Inc.	120,000												
0520262-01	Tierney William CPA	50,000												
0520716-02	MEE Productions Inc	41,010	MEE Productions Inc	African American Male	41,010	100.00%								
0520867-01	PerData, Inc.	52,000												
0620066	Tenet Health System Hahnemann, LLC	143,623												
0620067	Alexander R. Judkins, M.D.	65,000												
0620136	Alpha Medical Group, Ltd.	225,000												
0620277	General Healthcare Resources, Inc.	290,100												
0620277-01	General Healthcare Resources, Inc.	398,720												
0620283	Zigzag Net, Inc.	215,640	Zigzag Net, Inc.	African American Male	215,640	100.00%								
0620283-01	Zigzag Net, Inc.	250,000	Zigzag Net, Inc.	African American Male	250,000	100.00%								
0620453	Branch Associates (use Branch Assoc, Inc)	45,000					Branch Associates (use Branch Assoc, Inc)	African American Female	45,000	100.00%				
0620586	Group 6 Healthcare LLC	40,000												
Health, Department of Public		3,519,123			542,950	15.43%			45,000	1.28%			0	0.00%
Housing & Community Development (OHCD)														
0520398-01	Tiger Productions	65,000					Tiger Productions	White Female	65,000	100.00%				
0620266	Community Design Collaborative	82,000												
0620486	Myers Diana T & Associates	42,383												
0620541	Oswaldo Aviles	5,000												
Housing & Community Development (OHCD)		194,383			0	0.00%			65,000	33.44%			0	0.00%
Human Services, Department of														
0520150-01	Cornerstone Programs Corporation	657,216												
0520177-01	C. Campbell's Kids	56,982												
0520177-01	Creative Children's Day Care	5,724												
0520177-01	Ms. Marty's Pre- school	108,417												
0520177-01	Wee Care Too, Inc.	36,929												
0520180-02	Tele-2000 Computer Services, Inc.	618,000	FutureNET, Inc.	African American Male	109,900	17.78%								
0520180-02	Tele-2000 Computer Services, Inc.	0	Mansai Corporation	Asian Female	197,850	32.01%								
0520180-02	Tele-2000 Computer Services, Inc.	0												
0520191-01	Eastern Software Strategies Inc	1,565,000												
0520202-01	Steven Kaplan	320,000												
0520206-01	Voicetrack	56,000												
0520213-01	Samuel Steven Dr	20,000												
0520227-03	Keystone Community Resources, Inc.	3,466,200												
0520227-04	Keystone Community Resources, Inc.	2,596,234												
0520228-02	KEYSTONE CONTINUUM,LLC	744,600												
0520228-04	KEYSTONE CONTINUUM,LLC	220,275												
0520234-02	TYL II, INC.	61,097												
0520234-04	TYL II, INC.	127,000												

Contract ID	Vendor Name	Contract Amount	MBE	MBE Race	MBE Amount	MBE %	WBE	WBE Race	WBE Amount	WBE %	DS	DS Race	DS Amount	DS %
0520246-01	McHugh Patrick	40,000												
0520247-01	Miksic, Stephen Ph D	75,000												
0520251-01	Computer Methods Corporation	537,000												
0520267-01	Bayada Nurses Home Care Specialists	200,000												
0520276-02	CHAD YOUTH ENHANCEMENT CENTER	12,600												
0520276-04	CHAD YOUTH ENHANCEMENT CENTER	41,850												
0520288-01	ENIW Software Professionals	671,070	ENIW Software Professionals	Asian Male	671,070	100.00%								
0520292-01	Ordered Steps International, Inc.	50,000												
0520294-01	Preudhomme, Dunston and Associates	49,000												
0520298-01	MAXIMUS, INC.	72,000												
0520302-01	Spring Garden Psychological Associates	100,000												
0520304-01	Sobel Associates Inc	100,000												
0520306-03	Texas San Marcos Treatment Center	542,332												
0520306-04	Texas San Marcos Treatment Center	78,870												
0520353-03	PA Clinical Schools, Inc.	753,005												
0520382-01	ELLISON GROUP, THE	28,050	ELLISON GROUP, THE	African American Male	28,050	100.00%								
0520384-01	Cornell Abraxas Group, Inc.	246,513												
0520410-02	Tennessee Clinical Schools Inc. d/b/a Hermitage Hall	155,200												
0520459-02	Tots Yearn to Learn, Montessori	11,949												
0520459-03	Tots Yearn to Learn, Montessori	15,186												
0520477-01	Advoserv	1,084,546												
0520477-02	Advoserv	403,000												
0520478-01	Alabama Clinical Schools	69,000												
0520478-02	Alabama Clinical Schools	2,190												
0520478-03	Alabama Clinical Schools	9,600												
0520493-02	Cornell Abraxas Group, Inc.	10,191,901												
0520503-02	Keystone Richland Center/ Foundations For Living	868,146												
0520519-02	NEW HOPE TREATMENT CENTERS	303,408												
0520519-03	NEW HOPE TREATMENT CENTERS	25,000												
0520553-01	Westmeade Healthcare, Inc.	4,975												
0520569-04	Vision Quest National, LTD	15,609,301												
0520571-01	K. L. Osborne and Associates	60,000												
0520591-02	Cornell Abraxas Group, Inc.	270,626												
0520608-01	Lynch Community Home	904,399												
0520625-01	Branch Associates, Inc.	140,000	Branch Associates, Inc.	African American Female	140,000	100.00%								
0520675-01	RecCare, LLC	80,710												
0520691-02	PRIORITY ARCHIVES	251,379												
0520725-02	Children's Services of Virginia, Inc.	53,202												
0520897-01	Cornerstone Programs Corporation	550,000												
0521014-02	Arbor E & T	404,290												
0521014-03	Arbor E & T	1,248,107												
0521112-01	Center for the Support of Families	188,331					Center for the Support of Families	White Female	188,331	100.00%				
0521112-02	Center for the Support of Families	765,622					Center for the Support of Families	White Female	765,622	100.00%				
0521112-03	Center for the Support of Families	110,950					Center for the Support of Families	White Female	110,950	100.00%				
0521139-01	New Vitae	63,377												
0620236	Luciano, Albert	34,500												
0620358	Young Opportunities	49,776												
0620387	Individual Development Project	31,200												
0620422	CHINN PLANNING PARTN	152,670												
0620543	Pyramid Healthcare	9,100												
Human Services, Department of		48,358,606			1,146,870	2.37%			1,064,903	2.20%			0	0.00%
Information Services, Mayor's Office of														
006004-15	Oracle Corporation	4,773,564												
006004-16	Oracle Corporation	54,339												
0320175-03	Avenia Incorporated	156,244												
0320175-04	Avenia Incorporated	50,000												
0320202-03	Gartner Inc.	53,750												
0320202-04	Gartner Inc.	15,000												
0320379-03	Network Performance Services, Inc. dba NUVO	42,700												
0320593-03	OnLine Consulting	160,770	VKG Associates	African American Female	30,000	18.66%	Replica	Asian Female	6,800	4.23%				
0320593-03	OnLine Consulting	0	FutureNET, Inc.	African American Male	20,000	12.44%								
0320643-05	LockWorks LLC	182,000												
0320719-03	Logistics Management Consultants, Inc.	27,720	Logistics Management Consultants, Inc.	Hispanic Male	27,720	100.00%								
0320835-07	Anexinet Inc	216,900												
0420109-03	BAE Systems ADR	52,100												
0420109-04	BAE Systems ADR	98,706												
0420385-02	Pictometry International Corp.	91,500												
0420404-06	L-3 Communications Titan Corporation	296,695												
0420404-07	L-3 Communications Titan Corporation	200,000												
0420534-02	Bogom Computer Solutions	15,000					Bogom Computer Solutions	White Female	15,000	100.00%				
0420534-03	Bogom Computer Solutions	23,340					Bogom Computer Solutions	White Female	23,340	100.00%				
0420590-04	Mackin Imaging Systems Corporation	221,379												
0420606-03	IBM	77,295												
0420664-03	Syndeo Communications Group LLC	13,431												
0420699-02	TEKsystems, Inc.	376,035												
0520103-01	Kimmel Group Inc.	210,423	Kimmel Group Inc.	African American Female	210,423	100.00%								
0520103-02	Kimmel Group Inc.	101,000	Kimmel Group Inc.	African American Female	101,000	100.00%								
0520124-01	Inventa Technologies, Inc.	50,000												

Contract ID	Vendor Name	Contract Amount	MBE	MBE Race	MBE Amount	MBE %	WBE	WBE Race	WBE Amount	WBE %	DS	DS Race	DS Amount	DS %
0520265-01	Peripheral Systems Inc.	13,000					Peripheral Systems Inc.	White Female	13,000	100.00%				
0520707-01	Strategic Staffing Solutions	4,134					Strategic Staffing Solutions	White Female	4,134	100.00%				
0520740-01	New Horizons Computer Learning Center	22,876												
0520842-01	Sai People Solutions, Inc.	353,200												
0520990-01	Sycamore Group	11,160												
0520993-01	mPower Software Services	91,000	mPower Software Services	Asian Male	91,000	100.00%								
0520993-02	mPower Software Services	43,875	mPower Software Services	Asian Male	43,875	100.00%								
0520993-03	mPower Software Services	104,720	mPower Software Services	Asian Male	104,720	100.00%								
0521012-01	Raj Consultants, Inc.	30,940					Raj Consultants, Inc.	Asian Female	30,940	100.00%				
0521012-02	Raj Consultants, Inc.	117,075					Raj Consultants, Inc.	Asian Female	117,075	100.00%				
0521012-03	Raj Consultants, Inc.	395,167					Raj Consultants, Inc.	Asian Female	395,167	100.00%				
0521038-04	L-3 Communications Titan Corporation	45,280												
0620072	Sybase Inc.	53,241												
0620073	Ciber Corporation	15,000												
0620073-01	Ciber Corporation	95,000												
0620250	Business Information Group	6,350												
0620268	Strategic Staffing Solutions	100,000					Strategic Staffing Solutions	White Female	100,000	100.00%				
0620268-01	Strategic Staffing Solutions	30,600					Strategic Staffing Solutions	White Female	30,600	100.00%				
0620286	Applicable Computer Engineering Tech	336,800					Applicable Computer Engineering Tech	African American Female	336,800	100.00%				
0620292	Logistics Management Consultants, Inc.	512,400	Logistics Management Consultants, Inc.	Hispanic Male	512,400	100.00%								
0620403	Sycamore Group	60,000												
0620411	Ajilon LLC dba Ajilon Consulting	18,000												
0620411-01	Ajilon LLC dba Ajilon Consulting	143,480												
0620490	TMG Consulting, Inc.	12,294												
0620536	OHM Systems	33,000	OHM Systems	Asian Male	33,000	100.00%								
0620589	L-3 Communications Titan Corporation	104,720												
0620614	Lucent Technologies	68,391												
866330-16	Software AG, Inc.	303,360												
Information Services, Mayor's Office of		10,684,953			1,174,138	10.99%			1,072,856	10.04%			0	0.00%
Law Department														
0320248-03	Blank Rome LLP	42,000												
0320332-04	Klehr, Harrison, Harvey, Branzburg & Eilers, LLP	60,000												
0320529-05	Klienbard Bell & Brecker LLP	4,428												
0320599-03	Obermayer, Rebmann, Maxwell & Hippel, LLP	20,000												
0320624-04	Klett Rooney Lieber & Schorling	120,000												
0320625-05	Burke Consulting, LLC	45,000												
0320627-03	ARACOR Search + Abstract Services, Inc.	80,025												
0420017-04	Miller Alfano Raspariti	90,000												
0420127-02	Schober, Henry W.	52,333												
0420153-06	Andre C Dasent PC	27,822	Andre C Dasent PC	African American Male	27,822	100.00%								
0420485-02	Revenue Collection Bureau, Inc.	120,000	Revenue Collection Bureau, Inc.	Hispanic Male	120,000	100.00%								
0420510-03	The Clayton Group	50,000					The Clayton Group	White Female	50,000	100.00%				
0420580-02	Grant & Lebowitz, LLC	10,000												
0420593-05	Cozen O'Connor	25,388												
0420609-02	Christie Pabarue Mortensen and Young	38,215												
0420617-02	Nasuti and Miller, P.C.	7,800												
0420621-02	Montgomery McCracken Walker & Rhoads, LLP	1,000												
0420628-04	Duane Morris LLP	17,187												
0520015-01	Camins Associates	3,075												
0520022-01	Linebarger Goggan Blair & Sampson, LLP	5,000,000	Bruce Lee	African American Male	5,000	0.10%	Unique Staff	African American Female	4,000	0.08%				
0520022-01	Linebarger Goggan Blair & Sampson, LLP	0					M. Lawton	African American Female	795,244	15.90%				
0520023-02	Saul Ewing LLP	124,000												
0520512-02	Revenue Collection Bureau, Inc.	4,600,000	Revenue Collection Bureau, Inc.	Hispanic Male	4,600,000	100.00%								
0520517-01	Security Search & Abstract Co., Inc.	20,000												
0520517-02	Security Search & Abstract Co., Inc.	50,030												
0520769-01	Ballard Spahr Andrews & Ingersoll LLP	334,526												
0520769-02	Ballard Spahr Andrews & Ingersoll LLP	50,000												
0520785-01	Klehr, Harrison, Harvey, Branzburg & Eilers, LLP	184,000												
0520788-01	Wolf, Block, Schorr and Solis-Cohen LLP	20,000												
0520851-01	Marilyn H. Ackerman	53,000					Marilyn H. Ackerman	White Female	53,000	100.00%				
0520889-01	Henri P. Marcial, Attorney	10,000												
0520900-01	Archer & Greiner	199,801												
0520900-02	Archer & Greiner	150,000												
0520913-01	TALX Corporation	37,938												
0521010-01	Pepper Hamilton LLP	15,000												
0521042-01	McNees Wallace & Nurick LLC	35,000												
0521042-02	McNees Wallace & Nurick LLC	10,000												
0521059-02	Buck Consultants, LLC	82,130												
0521124-01	Morgan, Lewis & Bockius LLP	226,051												
0521124-02	Morgan, Lewis & Bockius LLP	300,000												
0521129-01	Trujillo Rodriguez & Richards, LLC	1												
0521129-02	Trujillo Rodriguez & Richards, LLC	29,999												
0521140-01	Law Office of Tremelle I. Howard, LLC	30,000												
0620017	Acumen Group Incorporated	22,000												
0620078	Wojdak S. R. & Associates	120,000												
0620163	Sprague & Sprague	30,000												
0620163-01	Sprague & Sprague	45,000												
0620195	Blank Rome LLP	7,091												

Contract ID	Vendor Name	Contract Amount	MBE	MBE Race	MBE Amount	MBE %	WBE	WBE Race	WBE Amount	WBE %	DS	DS Race	DS Amount	DS %
0620288	Bochetto & Lentz	7,142												
0620364	Jacoby Donner P.C.	12,726												
0620365	Paul L. Rucci, Esq.	38,500												
0620412	Post & Schell, PC	15,060												
0620537	Patterson, Raymond F., MD	18,000												
0620538	Greifinger, Robert, MB	10,664												
0620547	Fox Rothschild LLP	5,000												
0620562	National Allied Bureau, Inc.	100,000												
Law Department		12,806,932			4,752,822	37.11%			902,244	7.04%			0	0.00%
Library, Free														
0620447	Unique Management Services, Inc	160,000												
Library, Free		160,000			0	0.00%			0	0.00%			0	0.00%
Licenses & Inspections, Department of														
0620115	Tantala Associates	25,000												
0620116	USA Environmental Management	25,000	USA Environmental Management	African American Male	25,000	100.00%								
0620116-01	USA Environmental Management	100,000	USA Environmental Management	African American Male	100,000	100.00%								
0620116-02	USA Environmental Management	51,925	USA Environmental Management	African American Male	51,925	100.00%								
0620117	G & C Environmental Services	25,000					G & C Environmental Services	African American Female	25,000	100.00%				
0620117-01	G & C Environmental Services	100,000					G & C Environmental Services	African American Female	100,000	100.00%				
0620117-02	G & C Environmental Services	25,000					G & C Environmental Services	African American Female	25,000	100.00%				
0620118	Environmental Testing Consultants, LLC	25,000												
0620118-01	Environmental Testing Consultants, LLC	100,000												
0620120	Collaborative Enterprises, Inc	125,000	Collaborative Enterprises, Inc	African American Male	125,000	100.00%								
0620120-01	Collaborative Enterprises, Inc	65,080	Collaborative Enterprises, Inc	African American Male	65,080	100.00%								
0620120-02	Collaborative Enterprises, Inc	20,240	Collaborative Enterprises, Inc	African American Male	20,240	100.00%								
0620121	Synertech Incorporated	125,000												
0620196	Devon Consulting	44,208												
0620341	Batta Environmental Associates, Inc.	100,000	Batta Environmental Associates, Inc.	Native American Male	100,000	100.00%								
0620342	Batta Environmental Associates, Inc.	75,000	Batta Environmental Associates, Inc.	Native American Male	75,000	100.00%								
0620539	USA Environmental Management	100,000	USA Environmental Management	African American Male	100,000	100.00%								
0620624	M F R Consultants Inc	48,150					M F R Consultants Inc	African American Female	48,150	100.00%				
Licenses & Inspections, Department of		1,179,603			662,245	56.14%			198,150	16.80%			0	0.00%
Managing Director's Office														
0620023	Karen Lee	45,000	Karen Lee	Asian Female	45,000	100.00%								
0620027	Falvey Energy Engineering, P.C.	35,000												
0620035	Language Services Associates	40,000	Language Services Associates	Hispanic Female	40,000	100.00%								
0620035-01	Language Services Associates	17,115	Language Services Associates	Hispanic Female	17,115	100.00%								
0620074	Language Line LLC	58,000												
0620075	Transperfect Translations, Inc	18,500												
0620076	Quantum, Inc	76,072					Quantum, Inc	Asian Female	76,072	100.00%				
0620077	Quantum, Inc	58,500					Quantum, Inc	Asian Female	58,500	100.00%				
0620095	Montgomery McCracken Walker & Rhoads, LLP	40,000												
0620142	G. B. Levin Associates, Inc	60,000					G. B. Levin Associates, Inc	White Female	60,000	100.00%				
0620142-01	G. B. Levin Associates, Inc	40,000					G. B. Levin Associates, Inc	White Female	40,000	100.00%				
0620205	PWI Energy, Inc.	75,000												
0620335	Burns Engineering, Inc.	160,000												
0620506	James Lee Witt Assocaites	915,518	Edward Jones, LLC	African American Male	73,000	7.97%								
0620506	James Lee Witt Assocaites	0	Ross Associates	African American Male	48,700	5.32%								
0620506	James Lee Witt Assocaites	0	Medical Planning/Ross Assoc.	Hispanic Male	81,200	8.87%								
Managing Director's Office		1,638,705			305,015	18.61%			234,672	14.31%			0	0.00%
Mayor														
0220757-04	Patton Boggs LLP	84,000												
0221051-04	Barefield & Assocaites	60,000	Barefield & Assocaites	African American Male	60,000	100.00%								
0320661-03	Washington Linkage Group	62,000												
0320700-03	Loeper & Associates	60,000												
0320775-04	American Continental Group	60,000												
0320818-03	Borski Associates	60,000												
0420298-03	T. A. Steel & Associates	55,000												
0620491	Whitten & Diamond	102,000												
0620557	Pillsbury Winthrop Shaw Pittman	25,260												
Mayor		568,260			60,000	10.56%			0	0.00%			0	0.00%
Mayor's Office of Community Service														
0620203	Cathy V. Kirby	30,000												
0620284	T J & Consultants, Inc.	114,000	T J & Consultants, Inc.	African American Female	114,000	100.00%								
0620295	Fairmount Ventures, Inc.	24,336												
0620461	Portfolio Associates, Inc.	29,007	Portfolio Associates, Inc.	African American Female	29,007	100.00%								
0620463	Portfolio Associates, Inc.	35,500	Portfolio Associates, Inc.	African American Female	35,500	100.00%								
0620560	Oppenheim M D & Company CPA's	30,600												
Mayor's Office of Community Service		263,444			178,507	67.76%			0	0.00%			0	0.00%
Pensions & Retirement, Board of														
056066	Information Consulting Services of DE Valley, Inc.	1												
056067	Mercer Human Resource Consulting	1												

Contract ID	Vendor Name	Contract Amount	MBE	MBE Race	MBE Amount	MBE %	WBE	WBE Race	WBE Amount	WBE %	DS	DS Race	DS Amount	DS %
056067-01	Mercer Human Resource Consulting	40,000												
066019	Blank Rome LLP	1												
066020	Blank Rome LLP	1												
0620249	FinEdCo	30,600												
Pensions & Retirement, Board of		70,604			0	0.00%			0	0.00%			0	0.00%
Personnel														
0520860-01	Sterling Testing Systems, Inc.	75,000												
0520860-02	Sterling Testing Systems, Inc.	56,891												
0620474	Advanced Health, LP dba Caremark	1												
0620475	Prudential Insurance Company	1												
0620477	Independence Blue Cross	1												
Personnel		131,894			0	0.00%			0	0.00%			0	0.00%
Police														
0120429-06	Ciber Corporation	175,278												
0220795-04	IBM	84,324												
0420566-02	Omega Laboratories	20,000												
0420566-03	Omega Laboratories	20,000												
0520005-01	Rhawnhurst Animal Hospital	30,392												
0520258-01	David C. Vogt	83,355												
0520932-01	Bode Technology Group	800,000												
0620158	Avenia Incorporated	50,000												
0620291	Laurie Appel, Psy.D.	74,603					Laurie Appel, Psy.D.	White Female	74,603	100.00%				
0620480	Ciber Corporation	195,000												
0620492	DataWorks Plus LLC	116,700												
Police		1,649,651			0	0.00%			74,603	4.52%			0	0.00%
Prisons														
0120760-06	U.S. Facilities, Inc.	7,405,300	U.S. Facilities, Inc.	African American Male	7,405,300	100.00%								
0320540-03	Irving Rosenstein	75,000												
0420187-02	Matthew Bender Co., Inc.	63,252												
0420258-03	Milligan & Company, LLC	52,000	Milligan & Company, LLC	African American Male	52,000	100.00%								
0520668-01	Prison Health Services, Inc.	8,993,290												
0520668-01	Prison Health Services, Inc.	0												
0520668-02	Prison Health Services, Inc.	30,267,210	MUMBY & SIMMONS MANA	African American Male	1,052,250	3.48%	First Correctional Medical, Inc.	White Female	1,668,750	5.51%				
0520668-02	Prison Health Services, Inc.	0	SHEL-KEL OPTICS INC	African American Female	101,250	0.33%								
0520668-03	Prison Health Services, Inc.	2,467,990												
0520672-02	MHM Correctional Services, Inc.	5,768,042	Global Healthcare Group, LLC	Asian Male	50,000	0.87%								
0520672-03	MHM Correctional Services, Inc.	2,977,567												
0521079-01	ARAMARK Correctional Services	11,747,615	Superior Produce	African American Male	77,992	0.66%	Mill Ray Food Co	African American Female	1,686,283	14.35%				
0521079-01	ARAMARK Correctional Services	0	Bubba's Best Inc.	African American Male	25,997	0.22%								
0521079-01	ARAMARK Correctional Services	0	Strother Enterprises	African American Male	3,308,754	28.17%								
0620014	Liberty Management Services, Inc.	2,347,680												
0620493	M P DUGAN ASSOCIATES, LLC	109,000												
0620561	M F R Consultants Inc.	37,000					M F R Consultants Inc.	African American Female	37,000	100.00%				
0620578	U.S. Facilities, Inc.	2,149,928	U.S. Facilities, Inc.	African American Male	2,149,928	100.00%								
0620584	Paul Soult dba Soult Consulting	50,000												
Prisons		74,510,874			14,223,471	19.09%			3,392,033	4.55%			0	0.00%
Procurement														
0420018-03	Chartwell Advisory Group, LTD	50,000												
Procurement		50,000			0	0.00%			0	0.00%			0	0.00%
Property, Department of Public														
0220653-05	RCC Consultants, Inc.	814,256												
0320722-07	U.S. Facilities, Inc.	13,189,193	U.S. Facilities, Inc.	African American Male	7,652,652	58.02%	Watts Window Cleaning & Janitorial Co.	African American Female	27,575	0.21%				
0320722-07	U.S. Facilities, Inc.	0	V-TECH SERVICES	Asian Male	13,779	0.10%	Team Clean, Inc.	African American Female	3,852,081	29.21%				
0320722-07	U.S. Facilities, Inc.	0	SCOTLANDYARD SECURITY SVC	African American Male	1,492,609	11.32%	DISPOSAL CORP OF AME	African American Female	141,969	1.08%				
0320722-07	U.S. Facilities, Inc.	0	PEST FREE MAINTENANCE INC	African American Male	8,528	0.06%								
0320722-08	U.S. Facilities, Inc.	644,802	U.S. Facilities, Inc.	African American Male	644,802	100.00%								
0420101-04	Duroseau Management Services, LLC	62,000	Duroseau Management Services, LLC	African American Female	62,000	100.00%								
0420101-05	Duroseau Management Services, LLC	61,800	Duroseau Management Services, LLC	African American Female	61,800	100.00%								
0420114-02	L. Robert Kimball & Associates, Inc.	45,000												
0420192-02	TCS International, Inc.	13,400												
0620110	James Keating Lewis, Inc.	110,000												
0620345	Burns Engineering, Inc.	204,746												
0620495	Essential Management Solutions, LLC	156,480												
0620529	L. Robert Kimball & Associates, Inc.	160,850	M & M Solutions	Hispanic Male	20,000	12.43%	Zweig, Ramick	White Female	23,472	15.00%				
Property, Department of Public		15,462,527			9,956,170	64.39%			4,045,097	26.16%			0	0.00%
Records														
0520010-01	Information Services Partner, Inc.	60,000												
0521028-01	M & M Solutions, LLC	285,000	M & M Solutions, LLC	Hispanic Male	285,000	100.00%								
0521028-02	M & M Solutions, LLC	105,000	M & M Solutions, LLC	Hispanic Male	105,000	100.00%								
0521138-01	Eagle Computer Systems Inc	1,773,068												
0521138-02	Eagle Computer Systems Inc	329,638												
0620164	Gable Consulting	81,000					Gable Consulting	White Female	81,000	100.00%				

Contract ID	Vendor Name	Contract Amount	MBE	MBE Race	MBE Amount	MBE %	WBE	WBE Race	WBE Amount	WBE %	DS	DS Race	DS Amount	DS %
0620189	Ciber Corporation	40,000												
0620247	Lili-An Elkins	25,500					Lili-An Elkins	White Female	25,500	100.00%				
0620272	M & M Solutions, LLC	877,560	M & M Solutions, LLC	Hispanic Male	877,560	100.00%								
0620273	Avenia Incorporated	97,440												
0620321	Ciber Corporation	24,000												
0620322	Avenia Incorporated	20,000												
0620322-01	Avenia Incorporated	26,750												
0620322-02	Avenia Incorporated	68,750												
0620346	M & M Solutions, LLC	48,500	M & M Solutions, LLC	Hispanic Male	48,500	100.00%								
0620346-01	M & M Solutions, LLC	79,940	M & M Solutions, LLC	Hispanic Male	79,940	100.00%								
0620563	TechSense Solutions Inc	10,000												
Records		3,952,146			1,396,000	35.32%			106,500	2.69%			0	0.00%
Recreation														
Recreation		0			0	0.00%			0	0.00%			0	0.00%
Revenue														
0520094-01	Peripheral Systems Inc.	145,000					Peripheral Systems Inc.	White Female	145,000	100.00%				
0520699-01	Data Compression Technology, Inc.	56,000												
0520923-01	NCO Financial Systems	500,000					KINAMON SOLUTIONS	African American Female	40,000	8.00%				
0520946-01	Starpoint Solutions LLC	260,520												
0620002	Mara Management Services	540,000	PACE DATA SYS	African American Male	81,000	15.00%	Peripheral Systems Inc.	White Female	54,000	10.00%				
0620002-01	Mara Management Services	70,000	PACE DATA SYS	African American Male	10,500	15.00%	Peripheral Systems Inc.	White Female	7,000	10.00%				
0620002-02	Mara Management Services	248,000					Peripheral Systems Inc.	White Female	24,800	10.00%				
0620002-03	Mara Management Services	124,000	PACE DATA SYS	African American Male	12,400	10.00%	Peripheral Systems Inc.	White Female	18,600	15.00%				
Revenue		1,943,520			103,900	5.35%			289,400	14.89%			0	0.00%
Revision of Taxes, Board of														
0620090	Camins Associates	25,000												
0620091	E. H. Lynn & Associates, LLC	14,500					E. H. Lynn & Associates, LLC	White Female	14,500	100.00%				
0620092	H.H. Higgins Real Estate Inc	14,500												
0620093	Martin Bednarek	14,500												
0620202	Bellevue Communications Group	84,000												
0620211	Colorado Customware, Inc.	3,240,082					Colorado Customware, Inc.	White Female	3,240,082	100.00%				
0620329	Media Bureau Networks	865,800												
Revision of Taxes, Board of		4,258,382			0	0.00%			3,254,582	76.43%			0	0.00%
Streets														
0320515-03	Delta Environmental Consultants, Inc.	140,000	Veridyne, Inc.	African American Male	42,000	30.00%								
0420134-02	Portfolio Associates, Inc.	20,800					Portfolio Associates, Inc.	African American Female	20,800	100.00%				
0420264-02	The Nyman Group	30,000					The Nyman Group	White Female	30,000	100.00%				
0420293-03	CBG Communications, Inc.	25,000												
0420293-04	CBG Communications, Inc.	7,500												
0420294-02	Info Systems, Inc.	283,700	Advanced Technology Solutions Inc.	Other Male	70,925	25.00%								
0420295-02	Elsner Design & Advertizing	20,000												
0420503-02	SwiftReach Networks	49,375												
0420503-03	SwiftReach Networks	50,625												
0520072-01	Elsner Design & Advertizing	25,000												
0520093-01	Elsner Design & Advertizing	80,000												
0520774-01	LevLane Advertising, Inc.	1,146,345	Community Marketing Concepts, Inc.	African American Female	260,000	22.68%	Melior Group	White Female	80,000	6.98%				
056061-01	Motorola Communications & Electronics	50,000												
0620096	smaat PR	46,000					Pamela Rosser	White Female	15,180	33.00%				
0620097	Cuskey, Ipsen & McCall Consultants, Inc.	26,950												
0620098	Bowne Distinct	12,240												
0620174	URS Corporation	262,538	CHILTON ENGINEERING INC	African American Male	62,827	23.93%								
0620419	Cummings & Smith, Inc.	55,000					Cynthia J. Smith Drafting Services	White Female	5,500	10.00%				
0620448	Traffic Planning and Design, Inc.	90,219	CHILTON ENGINEERING INC	African American Male	32,006									
0620526	Pierson, Robert W., Jr.	10,000												
Streets		2,431,292			467,758	19.24%			151,480	6.23%			0	0.00%
Water Department														
0220675-04	O'Brien & Gere Engineers Incorporated	300,000												
0220706-04	Pennoni Associates Inc.	400,000	CHILTON ENGINEERING INC	African American Male	26,800	6.70%								
0220706-04	Pennoni Associates Inc.	0	I T' AN YU and Associates, Inc.	Asian Male	13,200	3.30%								
0221024-04	Harperson Engineering, P.C./Perks Reutter Assoc.	150,000	CHILTON ENGINEERING INC	African American Male	15,000	10.00%								
0221094-04	Karen Young dba K Young & Associates	53,000												
0221156-04	Paul Hirsh dba PDH & Associates	40,000												
0320176-03	Sigma Resources, Inc.	50,000												
0320176-04	Sigma Resources, Inc.	76,725												
0320230-03	Clancy Environmental Consultants	250,000												
0320233-04	Corpro Companies, Inc.	400,000	Arora Engineers, Inc	Asian Male	40,000	10.00%	NTCOM International Inc.	Asian Female	20,000	5.00%				
0320325-03	Blake & Barancik Design Group Inc.	45,000												
0320326-03	I T' AN YU and Associates, Inc.	100,000	I T' AN YU and Associates, Inc.	Asian Male	100,000	100.00%								
0320354-03	TRANS-PACIFIC ENGINEERING	100,000	TRANS-PACIFIC ENGINEERING	Other Male	100,000	100.00%								
0320406-03	D&B/Guarino Engineers, LLC	100,000	LYMAN H STYLES PE	African American Male	10,000	10.00%								
0320457-03	ADCON CONSULTANTS INC	100,000	ADCON CONSULTANTS INC	African American Male	100,000	100.00%								
0320615-03	Katie Le	30,000					Katie Le	Asian Female	30,000	100.00%				
0320713-03	Water Systems Optimization, Inc.	140,000												

Contract ID	Vendor Name	Contract Amount	MBE	MBE Race	MBE Amount	MBE %	WBE	WBE Race	WBE Amount	WBE %	DS	DS Race	DS Amount	DS %
0420033-02	Mara Management Services	412,800	PACE DATA SYS	African American Male	61,920	15.00%	Peripheral Systems Inc.	White Female	41,280	10.00%				
0420084-02	Camp Dresser & McKee Inc	410,000					CH Planning	African American Female	32,800	8.00%				
0420108-02	Joe Vetrone Landscaping, Inc.	23,700												
0420178-02	Black & Veatch Corporation	247,711												
0420202-02	Environmental Micro Analysis, Inc.	32,500												
0420210-02	CHH Partners LLC	50,000												
0420214-02	IMX Medical Management Services	70,000												
0420273-02	CH2M Hill Incorporated	95,000					CH Planning	African American Female	14,250	15.00%				
0420343-02	AMCS Corporation	50,000												
0420406-02	AXI Digital, Inc., dba Talisman Interactive Co.	96,850												
0420406-03	AXI Digital, Inc., dba Talisman Interactive Co.	25,000												
0420487-02	Hazen and Sawyer	750,000	MARK HANDON DIVING SVC	African American Male	50,000	6.67%	HUNT ENGINEERING CO	White Female	37,500	5.00%				
0420487-02	Hazen and Sawyer	0					Hill Environmental Group, Inc.	White Female	37,500	5.00%				
0420487-03	Hazen and Sawyer	1,300,000	MARK HANDON DIVING SVC	African American Male	86,666	6.67%	HUNT ENGINEERING CO	White Female	65,000	5.00%				
0420487-03	Hazen and Sawyer	0					Hill Environmental Group, Inc.	White Female	65,000	5.00%				
0420488-02	CH2M Hill Incorporated	500,000	Mark Ulrick Engineers, Inc.	African American Male	85,000	17.00%	HUNT ENGINEERING CO	White Female	25,000	5.00%				
0420492-02	ATC Group Services	100,000	I T' AN YU and Associates, Inc.	Asian Male	15,000	15.00%	HUNT ENGINEERING CO	White Female	5,000	5.00%				
0420494-02	Malcolm Pirnie Inc.	250,000					HUNT ENGINEERING CO	White Female	12,500	5.00%				
0420496-02	Metcalf & Eddy, Inc.	500,000	MARK HANDON DIVING SVC	African American Male	5,000	1.00%	Replica	Asian Female	5,000	1.00%				
0420496-02	Metcalf & Eddy, Inc.	0	CHILTON ENGINEERING INC	African American Male	15,000	3.00%	Schiller & Hersh	White Female	15,000	3.00%				
0420496-02	Metcalf & Eddy, Inc.	0	TRANS-PACIFIC ENGINEERING	Other Male	10,000	2.00%								
0420632-02	KCI Technologies	250,000												
0420681-02	MATERIAL MATTERS INC	100,000					MATERIAL MATTERS INC	White Female	100,000	100.00%				
0420681-03	MATERIAL MATTERS INC	50,000					MATERIAL MATTERS INC	White Female	50,000	100.00%				
0520016-01	TTI Environmental, Inc.	47,000												
0520017-01	Keystone Engineering Group, Inc.	70,000												
0520019-01	Lancaster Laboratories, Inc.	200,000												
0520036-01	EMA Inc.	80,000												
0520036-02	EMA Inc.	25,000												
0520045-01	Hatch Mott MacDonald	500,000	Navarro & Wright Consulting Engineers, Inc.	Hispanic Male	25,000	5.00%	HUNT ENGINEERING CO	White Female	25,000	5.00%				
0520046-01	Network Performance Services, Inc. dba NUVO	60,000												
0520056-01	Corpro Companies, Inc.	530,000	Arora Engineers, Inc	Asian Male	79,500	15.00%	NTCOM International Inc.	Asian Female	53,000	10.00%				
0520059-01	Axys Analytical Services	100,000												
0520139-01	Owen W D Communications	36,050												
0520140-01	Schultz & Williams Inc	72,100												
0520454-01	Sears Iron Works	25,000												
0520702-01	Burns Engineering, Inc.	250,000	Mark Ulrick Engineers, Inc.	African American Male	12,500	5.00%	Schiller & Hersh	White Female	12,500	5.00%				
0520750-01	Schoor Depalma	400,000	LYMAN H STYLES PE	African American Male	40,000	10.00%								
0520750-02	Schoor Depalma	1,300,000	LYMAN H STYLES PE	African American Male	130,000	10.00%								
0520782-01	SGS, U.S. Testing Company, Inc.	50,000												
0520795-01	Lippincott Engineering	100,000												
0520828-01	D S Winokur Associates Inc.	150,000	D S Winokur Associates Inc.	Hispanic Male	150,000	100.00%								
0521028-01	Borton-Lawson Engineering	45,121												
0620026	Camp Dresser & McKee Inc	60,000												
0620030	Environmental Engineering/Technology Inc	50,000												
0620031	Severn Trent Pipeline Services, Inc.	139,965	EASTERN ENGINEERING	Asian Male	41,990	30.00%								
0620032	Ellen Freedman Schultz	50,000												
0620033	Camp Dresser & McKee Inc	3,583,000	D S Winokur Associates Inc.	Hispanic Male	451,650	12.61%	CH Planning	African American Female	318,754	8.90%				
0620033	Camp Dresser & McKee Inc	0	Advanced Technology Solutions Inc.	Other Male	265,050	7.40%	A D MARBLE & CO	White Female	45,402	1.27%				
0620131	Skelly & Loy	150,000												
0620167	Charles E. Day & Associates	36,900	Charles E. Day & Associates	African American Male	36,900	100.00%								
0620167-02	Charles E. Day & Associates	35,000	Charles E. Day & Associates	African American Male	35,000	100.00%								
0620328	Career Consciousness, Inc.	80,000					Career Consciousness, Inc.	African American Female	80,000	100.00%				
0620423	CH2M Hill Incorporated	100,000	Avineon, Inc.	Native American Male	10,000	10.00%	CH Planning	African American Female	5,000	5.00%				
0620440	Klaus Senss	35,000									Klaus Senss	Disabled Male	35,000	100.00%
0620564	Pennoni Associates Inc.	600,000	CHILTON ENGINEERING INC	African American Male	60,000	10.00%								
0620565	Entech Engineering, Inc.	200,000	LYMAN H STYLES PE	African American Male	20,000	10.00%								
0620566	Hunt Engineering Co	200,000	Ang Associates	Other Male	20,000	10.00%	HUNT ENGINEERING CO	White Female	180,000	90.00%				
0620575	Corpro Companies, Inc.	800,000	Arora Engineers, Inc	Asian Male	80,000	10.00%	NTCOM International Inc.	Asian Female	40,000	5.00%				
0620457	Virtual Driver Interactive	39,600												
9920055-10	Lucius Pitkin Incorporated	50,000												
Water Department		17,898,023			2,191,176	12.24%			1,315,486	7.35%			35,000	0.20%
Grand Total		257,168,339			47,597,181	18.51%			19,272,092	7.49%			35,000	0.01%

Document No.	Vendor Name	Amount	MBE	MBE Race	MBE Amount	MBE %	WBE	WBE Race	WBE Amount	WBE %	DS	DS Amount	DS %
	AVIATION												
MPXX06000191	ADAM G DENISH M D P C	10,000											
MPXX06000433	ALLRED CONSULTING	15,000					ALLRED CONSULTING	White Female	15,000	100.00%			
MPXX06000143	AMERICAN SOCIETY OF COMPOSERS AUTHORS	2,500											
MPXX06000080	ATELIER ART SERVICES INCORPORATED	20,000											
MPXX06000175	BRIGHT SIGN COMPANY INCORPORATED	25,000											
MPXX06000079	BROADCAST MUSIC INCORPORATED	1,500											
MPXX06000094	CLEAN AIRPORT PARTNERSHIP INC	25,000											
MPXX06000098	CORRI BETH GOTTESMAN	25,000											
MPXX06000388	DMX MUSIC	900											
MPXX06000429	EASTERN CONTROLS INC	2,650											
MPXX06000449	EASTERN CONTROLS INC	2,650											
MPXX06000260	ELLIOTT-VANDIVIER, HIBBS & ASSOCS., LLC	13,000											
MPXX06000345	EVENTIVE PRODUCTIONS	25,000											
MPXX06000168	FINEDCO	2,000											
MPXX06000076	GALLINI HEMMANN, INC.	25,000					GALLINI HEMMANN, INC.	White Female	25,000	100.00%			
MPXX06000077	GRAPEVINE EXHIBITS	25,000											
MPXX06000075	HOFFMAN DESIGN GROUP, INC.	25,000											
MPXX06000448	JAMES FRANKLIN ASSOCIATES LTD	25,000											
MPXX06000078	JOHN J. CARLANO	10,000											
MPXX06000074	KAREN FRIEDMAN ENTERPRISES INC.	25,000					KAREN FRIEDMAN ENTERPRISES INC.	White Female	25,000	100.00%			
MPXX06000073	LFGA, INC.	25,000					LFGA, INC.	African American Female	25,000	100.00%			
MPXX06000084	MAJOR BEN'S CONSULTING AGENCY	10,000	MAJOR BEN'S CONSULTING AGENCY	African American Male	10,000	100.00%							
MPXX06000370	METEORLOGIX, LLC	25,000											
MPXX06000357	NATIONAL FIRE PROTECTION AGENCY	25,000											
MPXX06000412	NATIONAL SEMINARS INCORPORATED	2,800											
MPXX06000399	ONLINE CONSULTING INCORPORATED	5,000											
MPXX06000099	PHILADELPHIA ANIMAL HOSPITAL, P.C.	10,000											
MPXX06000096	PHILADELPHIA MOULDING COMPANY INC	15,000											
MPXX06000250	PORTFOLIO ASSOCIATES	25,000					PORTFOLIO ASSOCIATES	African American Female	25,000	100.00%			
MPXX06000478	SERVANT LEADERSHIP LLC	5,000	SERVANT LEADERSHIP LLC	African American Male	5,000	100.00%							
MPXX06000447	SESAC INCORPORATED	1,121											
MPXX06000071	SHOWCASE ASSOCIATES INCORPORATED	25,000											
MPXX06000083	STARTING POINT INCORPORATED	25,000											
MPXX06000093	TOTALLY ORGANIZED LLC	10,000					TOTALLY ORGANIZED LLC	African American Female	10,000	100.00%			
MPXX06000118	TRAINING AGENDA	13,000											
MPXX06000082	VIDEO MONITORING SERVICES OF AMERICA, INC.	20,000											
MPXX06000153	WORKLIFE CONNECTION LLC	25,000											
	AVIATION	572,121			15,000	2.62%			125,000	21.85%		0	0.00%
	BEHAVIORAL HEALTH/MENTAL RETARDATION SERVICES												
MPXX06000227	BALDI & JENEI, P.C.	3,500											
MPXX06000091	CASA DE CONSEJERIA Y SALUD INTEGRAL, INC	10,000											
MPXX06000231	DENNIS M MCGLYNN ESQUIRE	5,625											
MPXX06000224	ELLEN FANNING ATTORNEY	5,500											
MPXX06000228	GREGORY A. COLEMAN, ATTORNEY AT LAW	8,000											
MPXX06000225	HARRY J BROWN, MENTAL HEALTH REVIEW OFF.	10,000											
MPXX06000223	HELEN FEINBERG	3,000											
MPXX06000256	JOHN A FELIX, ESQUIRE	1,100											
MPXX06000471	KAREN LEE DEMERUS, ESQUIRE	5,000											
MPXX06000367	KIMMEL GROUP, INC.	23,000											
MPXX06000233	LEWIS, WILLIAMS & CARAVAN, ATTYs AT LAW	3,000											
MPXX06000502	MICHELLE CAMPBELL	5,000											
MPXX06000408	PERFORMANCE PLUS INTERNATIONAL, INC.	25,000											
MPXX06000232	PETER L MATSON	2,000											
MPXX06000230	RICHARD MOORE	25,000											

Document No.	Vendor Name	Amount	MBE	MBE Race	MBE Amount	MBE %	WBE	WBE Race	WBE Amount	WBE %	DS	DS Amount	DS %
MPXX06000226	ROBERT BEMBRY III	8,000											
MPXX06000234	ROBERT J FIELDS	10,400											
MPXX06000092	SOUTHWEST NU-STOP	10,000											
MPXX06000305	SQUIRES CONSULTING	24,340											
MPXX06000229	WARREN SCHLOESSER, ESQUIRE	6,000											
	BEHAVIORAL HEALTH/MENTAL RETARDATION SERVICES	193,465			0	0.00%			0	0.00%		0	0.00%
	CAPITAL PROGRAM OFFICE												
MPXX06000394	DAMIANO LONG OF PA, LLC	1,600											
MPXX06000354	DAN BOSIN ASSOCIATES	10,000											
MPXX06000311	JSS CONSULTING	10,000											
MPXX06000373	LOGISTICS MANAGEMENT CONSULTANTS INC	21,820	LOGISTICS MANAGEMENT CONSULTANTS INC	Hispanic Male	21,820	100.00%							
MPXX06000372	SOULT CONSULTING	25,000											
	CAPITAL PROGRAM OFFICE	68,420			21,820	31.89%			0	0.00%		0	0.00%
	CITY PLANNING COMMISSION												
MPXX06000297	DAMIANO LONG OF PA, LLC	1,000											
MPXX06000426	IBM CORPORATION	2,565											
MPXX06000144	KEVIN MUSSELMAN	2,000											
MPXX06000306	KEVIN MUSSELMAN	2,000											
MPXX06000531	LIVABLE STREETS, INC.	9,500											
MPXX06000309	SPECTRA LOGIC	2,750											
	CITY PLANNING COMMISSION	19,815			0	0.00%			0	0.00%		0	0.00%
	EMERGENCY SHELTER & SERVICES (OESS)												
MPXX06000424	BOGOM COMPUTER SOLUTIONS INCORPORATED	21,160					BOGOM COMPUTER SOLUTIONS INCORPORATED	White Female	21,160	100.00%			
MPXX06000216	DR. BUJAN ETEMAD, M.D.	16,200											
MPXX06000174	JACQUELINE KROSNOODOMSKIE	4,800											
MPXX06000492	MENERGY	2,000											
MPXX06000251	MILDRED M. MCQUADE	5,000											
MPXX06000493	RESOURCES FOR HUMAN DEVELOPMENT INC	11,563.00											
MPXX06000236	SNOWELL CONSULTING INC.	2,500											
MPXX06000494	THE COAD GROUP	2,500											
MPXX06000364	VISIONS INTERNATIONAL, INC.	2,200					VISIONS INTERNATIONAL, INC.	White Female	2,200	100.00%			
	EMERGENCY SHELTER & SERVICES (OESS)	67,923			0	0.00%			23,360	34.39%		0	0.00%
	FAIRMOUNT PARK COMMISSION												
MPXX06000518	CLOUD WEBER DESIGN	2,400											
MPXX06000276	KELLY-MAIELLO INC. ARCHITECTS & PLANNERS	9,600	KELLY-MAIELLO INC. ARCHITECTS & PLANNERS	African American Male	9,600	100.00%							
	FAIRMOUNT PARK COMMISSION	12,000			9,600	80.00%			0	0.00%		0	0.00%
	FINANCE, DIRECTOR OF												
MPXX06000010	A J FANELLI	13,000											
MPXX06000100	INFORMATION SERVICES PARTNER, INC.	25,000											
MPXX06000006	JOHN J. PALMIERI	20,000											
MPXX06000218	MADALINE G. DUNN	10,000											
MPXX06000217	MERCER HUMAN RESOURCE CONSULTING	10,000											
MPXX06000109	MFR CONSULTANTS, INC.	25,000	MFR CONSULTANTS, INC.	African American Female	25,000	100.00%							
MPXX06000446	MICHAEL KAUFFMAN	0											
MPXX06000007	MILLIGAN & COMPANY, LLC	1,000	MILLIGAN & COMPANY, LLC	African American Male	1,000	100.00%							
MPXX06000540	NINTH WAVE MEDIA	12,000											
MPXX06000542	PERVASIVE SERVICES, LLC	7,197											
MPXX06000258	OCTO DESIGN GROUP	12,500											
MPXX06000414	REGIONAL ECONOMIC MODELS, INC.	15,000											
MPXX06000142	SHARYN B. HOLLOMAN, CLAIMS CONSULTANT	15,000	SHARYN B. HOLLOMAN, CLAIMS CONSULTANT	African American Female	15,000	100.00%							
MPXX06000482	WEST INSURANCE AGENCY INC	4,000											
	FINANCE, DIRECTOR OF	169,697			41,000	24.16%			0	0.00%		0	0.00%

Document No.	Vendor Name	Amount	MBE	MBE Race	MBE Amount	MBE %	WBE	WBE Race	WBE Amount	WBE %	DS	DS Amount	DS %
	FIRE												
MPXX06000543	BURNS ENGINEERING, INC.	13,500											
	FIRE	13,500			0	0.00%			0	0.00%		0	0.00%
	FLEET MANAGEMENT												
MPXX06000044	3E COMPANY ENVIRONMENTAL ECOLOGICAL ENG	4,620											
MPXX06000421	ALLRED CONSULTING	25,000					ALLRED CONSULTING	White Female	25,000	100.00%			
MPXX06000322	FLEET COUNSELOR SERVICES, INC.	15,250											
MPXX06000304	MACKIN IMAGING SYSTEMS CORPORATION	24,500											
MPXX06000062	MERCURY ASSOCIATES, INC.	25,000											
MPXX06000427	PUBLIC FINANCIAL MANAGEMENT INC	24,500											
MPXX06000159	THE DARLEN GROUP, LTD.	24,000											
MPXX06000475	THE ELLISON GROUP, INC.	1,500	THE ELLISON GROUP, INC.	African American Male	1,500	100.00%							
	FLEET MANAGEMENT	144,370			1,500	1.04%			25,000	17.32%		0	0.00%
	HEALTH, DEPARTMENT OF PUBLIC												
MPXX06000480	ANJALI PAREKH, R.D., LDN	4,320											
MPXX06000137	BURNS ENGINEERING, INC.	2,550											
MPXX06000327	DATA INNOVATIONS	2,500											
MPXX06000244	HASKELL ASKIN DDS	9,500											
MPXX06000177	HEALTH BUSINESS SYSTEMS INCORPORATED	1,000											
MPXX06000456	HEFFLER, RADETICH & SAITTA LLP	7,500											
MPXX06000254	HELPING HAND HOME HEALTH SERVICES, INC.	7,000											
MPXX06000275	IMMEDIATE HOME CARE	7,000											
MPXX06000314	KIMMEL GROUP, INC.	12,980											
MPXX06000205	LINDA B. EDELSON, D.M.D.	2,000											
MPXX06000056	MAURICE F PROUT, PH.D.	11,000											
MPXX06000067	MITCHELL TITUS	7,800	MITCHELL TITUS	African American Male	7,800	100.00%							
MPXX06000386	MILLIGAN & COMPANY, LLC	2,500	MILLIGAN & COMPANY, LLC	African American Male	2,500	100.00%							
MPXX06000268	NUMODA	10,000					NUMODA	White Female	10,000	100.00%			
MPXX06000252	PREFERRED HOME CARE	7,000											
MPXX06000193	PRISCILLA JEAN MURPHY	14,524											
MPXX06000437	RADIO DISNEY AM640	24,985											
MPXX06000085	RAYSCAN INCORPORATED	4,200											
MPXX06000288	RIDGAWAY PHILLIPS HOME CARE	15,000											
MPXX06000058	SALAD EXPRESS	15,000											
MPXX06000068	SAS INSTITUTE INCORPORATED	2,829											
MPXX06000262	SATYA B. VERMA, OD	10,000											
MPXX06000183	TETRAHEDRON CONSULTANTS, INC.	1,100											
MPXX06000324	THERAPY SOLUTIONS CHILDREN'S SVCS, INC.	2,105											
MPXX06000529	THOMAS F. HINCHCLIFFE, PH.D.	9,100											
MPXX06000548	TOOTSIE'S SALAD EXPRESS INC.	6,000											
	HEALTH, DEPARTMENT OF PUBLIC	199,493			10,300	5.16%			10,000	5.01%		0	0.00%
	HOUSING AND COMMUNITY DEVELOPMENT (OHCD)												
MPXX06000106	HUNT ENGINEERING CO	8,700					HUNT ENGINEERING CO	White Female	8,700	100.00%			
	HOUSING AND COMMUNITY DEVELOPMENT (OHCD)	8,700			0	0.00%			8,700	100.00%		0	0.00%
	HUMAN SERVICES, DEPARTMENT OF												
MPXX06000340	ALIESH ENTERTAINMENT	1,030											
MPXX06000441	A-PLUS INVESTIGATIONS INC.	25,000											
MPXX06000381	DOME-TECH, INC.	5,000											
MPXX06000095	FELTON SATTERFIELD	15,000											
MPXX06000139	GABRIEL INSTITUTE	9,500											
MPXX06000338	GABRIEL INSTITUTE	15,000											
MPXX06000240	HIAS & COUNCIL MIGRATION SERV. OF PHILA	10,000											

Document No.	Vendor Name	Amount	MBE	MBE Race	MBE Amount	MBE %	WBE	WBE Race	WBE Amount	WBE %	DS	DS Amount	DS %
MPXX06000445	IMX MEDICAL MANAGEMENT SERVICES	10,000											
MPXX06000332	JKM TRAINING, INC.	6,970											
MPXX06000339	MS. JOHNETTA M. FRAZIER	7,020											
MPXX06000383	PHILLIPS SWAGER ASSOCIATES	20,000											
MPXX06000440	REYNOLDS CONSULTING ENGINEERS	4,880											
MPXX06000192	RITA D. REYNOLDS	25,000											
MPXX06000382	STRATEGIC BUILDING SOLUTIONS, LLC	5,000											
	HUMAN SERVICES, DEPARTMENT OF	159,400			0	0.00%			0	0.00%		0	0.00%
	INFORMATION SERVICES, MAYOR'S OFFICE OF												
MPXX06000286	PERIPHERAL SYSTEMS INCORPORATED	13,000					PERIPHERAL SYSTEMS INCORPORATED	White Female	13,000	100.00%			
MPXX06000366	PERVASIVE SERVICES, LLC	6,500											
	INFORMATION SERVICES, MAYOR'S OFFICE OF	19,500			0	0.00%			13,000	66.67%		0	0.00%
	LAW DEPARTMENT												
MPXX06000043	ARAMARK S F S	15,000											
MPXX06000042	CAMERA SHOP INC / VISUAL SOUND COMPANY	6,000											
MPXX06000182	FREEDOM ABSTRACT INCORPORATED	20,000											
MPXX06000263	JESSIE ULIN	10,000											
MPXX06000417	MARA MANAGEMENT SERVICES INCORPORATED	20,000											
	LAW DEPARTMENT	71,000			0	0.00%			0	0.00%		0	0.00%
	LIBRARY, FREE												
MPXX06000547	BARBARA KING	1,350											
MPXX06000300	CAMARA K. JORDAN	1,800											
MPXX06000179	DIANNE DARBASIE	1,800											
MPXX06000458	ELEVATOR ADVISORS INTERNATIONAL, INC.	20,000											
MPXX06000401	ELLEN MCDEVITT	1,702											
MPXX06000257	FERRIS WILSON GRIFFIN	1,800											
MPXX06000348	LAURA H. MERCER	1,800											
MPXX06000541	LYNDA GINSBURG	1,575											
MPXX06000351	MICHAEL J VAIL	1,900											
MPXX06000307	MS. MALIKA VAUGHN	900											
MPXX06000298	RONALD GOLDSTON	300											
MPXX06000537	SANDRA HARRILL	3,555											
MPXX06000267	SARA HUTCHESON	1,800											
MPXX06000385	SUZANNE FELIX	600											
MPXX06000545	ULICIA LAWRENCE	1,800											
MPXX06000539	WEST BRANCH TECHNOLOGY CENTER	700											
	LIBRARY FREE	42,032			0	0.00%			0	0.00%		0	0.00%
	LICENSES & INSPECTIONS, DEPARTMENT OF												
MPXX06000436	CARROLL PARK COMMUNITY COUNCIL	8,640											
MPXX06000534	HANSEN INFORMATION TECHNOLOGIES	11,400											
MPXX06000418	HANSEN INFORMATION TECHNOLOGIES	8,333											
MPXX06000221	HANSEN INFORMATION TECHNOLOGIES	16,667											
	LICENSES & INSPECTIONS, DEPARTMENT OF	45,040			0	0.00%			0	0.00%		0	0.00%
	MANAGING DIRECTOR'S OFFICE												
MPXX06000369	BLAKE & BARANCIK DESIGN GROUP INC	24,000											
MPXX06000461	DAVID RUDOVSKY	10,800											
MPXX06000173	DAVID RUDOVSKY	10,000											
MPXX06000308	DR. DAN GOTTLIEB	2,300											
MPXX06000402	E-TECH COMMUNICATIONS INC	25,000											
MPXX06000368	HOWARD MOSLEY	12,000											
MPXX06000396	PATRICIA A KELLY	10,000											
MPXX06000171	ROSS BRINKERT SEMINARS	19,500											

Document No.	Vendor Name	Amount	MBE	MBE Race	MBE Amount	MBE %	WBE	WBE Race	WBE Amount	WBE %	DS	DS Amount	DS %
MPXX06000301	STARK NORTH AMERICA, INC.	10,000											
MPXX06000392	STEAMGARD, LLC	16,800											
MPXX06000558	TALSON SOULTIONS L L C	12,520											
MPXX06000460	THERMO ENVIRONMENTAL INSTRUMENTS INC	9,100											
MPXX06000499	THERMO ENVIRONMENTAL INSTRUMENTS INC	9,100											
MPXX06000476	URBAN TREE CONNECTION	5,000											
	MANAGING DIRECTOR'S OFFICE	176,120			0	0.00%			0	0.00%		0	0.00%
	MAYOR												
	MAYOR	0			0	0.00%			0	0.00%		0	0.00%
	MAYOR'S OFFICE OF COMMUNITY SERVICES												
MPXX06000141	3500 SCOTTS LANE, L.P.	24,000											
MPXX06000255	3500 SCOTTS LANE, L.P.	5,122											
MPXX06000273	CHARLES HOLOMON	3,000											
MPXX06000284	COELHO CONSULTING	10,000	COELHO CONSULTING	Asian Male	10,000	100.00%							
MPXX06000211	CONSUMER CREDIT COUNSELING SERVICE OF DE	3,600											
MPXX06000247	DESIGNER EYES	18,000											
MPXX06000212	DEVAL MILLER	3,000											
MPXX06000384	EVOLUER IMAGE CONSULTANTS	25,000											
MPXX06000214	GENE A. ROYAL	3,000											
MPXX06000181	GRANTS MANAGEMENT SYSTEM	4,000											
MPXX06000280	HARVE NICHOLS	3,000											
MPXX06000469	HATBORO AUTO BODY TECHNOLOGY CTR.	25,000											
MPXX06000241	HOWARD WALKER	3,000											
MPXX06000505	IMPACT SERVICES CORPORATION	25,000											
MPXX06000371	JIST WORKS INCORPORATED	6,250											
MPXX06000215	JOHN J. WILKOX	3,000											
MPXX06000285	NATHANIEL CARR	3,000											
MPXX06000336	NPCL	14,900											
MPXX06000355	OLIVER WOLOSHIN	4,582											
MPXX06000355	OLIVER WOLOSHIN	1,082											
MPXX06000243	PA CONFLICT RESOLUTION & MEDIATION SCVCS	25,000											
MPXX06000242	PORTER FAMILY SINGERS INCORPORATED	7,000											
MPXX06000508	REDIRECTION CENTER, INCORPORATED	25,000											
MPXX06000353	ROGER E. LONG	3,000											
MPXX06000522	T.R.E.T. MENT INC.	25,000											
MPXX06000356	THE ATLANTIC GROUP	24,999											
MPXX06000206	TJ & CONSULTANTS INC	24,999					TJ & CONSULTANTS INC	African American Female	24,999	100.00%			
MPXX06000274	TYRONE PROCTOR	3,000											
MPXX06000213	WALLACE HARRISON	3,000											
MPXX06000272	WALTER JONES	3,000											
	MAYOR'S OFFICE OF COMMUNITY SERVICES	331,534			10,000	3.02%			24,999	7.54%		0	0.00%
	PENSIONS & RETIREMENT, BOARD OF												
MPXX06000040	ANDREA HANAWAY, M.D.	10,000											
MPXX06000112	BEVERLY RICHARDS	5,000											
MPXX06000038	BRENT WEINERMAN, D.O., PC	15,000											
MPXX06000170	CAROL CLARFELD	4,500											
MPXX06000150	CHARLES STRANO	19,000											
MPXX06000120	DAVID KNOX MD	2,000											
MPXX06000036	DAVID R. STEINBERG, M.D.	2,500											
MPXX06000065	DR MARTIN H. ROSENZWEIG	8,000											
MPXX06000061	DR. JOSEPH M. STELLABOTTE	6,000											
MPXX06000121	DR. MICHAEL COHEN	3,000											
MPXX06000039	EASTERN PENN ORTHO ASSOCIATION	5,000											

Document No.	Vendor Name	Amount	MBE	MBE Race	MBE Amount	MBE %	WBE	WBE Race	WBE Amount	WBE %	DS	DS Amount	DS %
MPXX06000208	EDWARD A. DEGLIN, M.D., P.C.	1,000											
MPXX06000119	JOHN S. O'BRIEN II, M.D., J.D.	8,000											
MPXX06000149	KARYNE WILNER	1,200											
MPXX06000111	PENSION BENEFIT INFORMATION	11,000											
MPXX06000037	PULMONARY CRITICAL CARE & SLEEP MEDICINE	5,000											
MPXX06000041	RECONSTRUCTIVE ORTHOPEDIC ASSOCIATES	6,000											
MPXX060000261	TECHI CONNECTION INCORPORATED	8,900											
MPXX06000178	WWW TAX INC.	5,000											
	PENSIONS & RETIREMENT, BOARD OF	126,100			0	0.00%			0	0.00%		0	0.00%
	PERSONNEL												
MPXX06000033	AMY FLOWERMAN CADES, PH.D	15,000											
MPXX06000415	AKERS PERFORMANCE GROUP	14,000											
MPXX06000481	CATHERINE S. CLINE	7,800											
MPXX06000483	PERFORMANCE TRAINING, INC.	8,900											
MPXX06000032	ANDREA M. HAUPT, PH.D.	14,000					ANDREA M. HAUPT, PH.D.	White Female	14,000	100.00%			
MPXX06000034	ANGE PUIG PHD	7,100											
MPXX06000246	ARATHI R. RAO, PH.D.	11,000											
MPXX06000035	BARBARA WATSON PSY.D.	10,000					BARBARA WATSON PSY.D.	White Female	10,000	100.00%			
MPXX06000361	CATHERINE S. CLINE	3,000											
MPXX06000113	DR. CHARLES S. JOHNSON	4,000	DR. CHARLES S. JOHNSON	African American Male	4,000	100.00%							
MPXX06000045	FRANCES E HOVEY ED D	14,000					FRANCES E HOVEY ED D	White Female	14,000	100.00%			
MPXX06000514	HARVEY G DOPPELT PHD	5,000											
MPXX06000064	KARYN L. SCHER, PH.D.	7,000					KARYN L. SCHER, PH.D.	White Female	7,000	100.00%			
MPXX06000046	NANCY G. ROSENBERG, PSY.D.	10,000					NANCY G. ROSENBERG, PSY.D.	White Female	10,000	100.00%			
MPXX06000163	PRODUCTIVE SOLUTIONS, INC.	11,200											
	PERSONNEL	142,000			4,000	2.82%			55,000	38.73%		0	0.00%
	POLICE												
MPXX06000287	BOGOM COMPUTER SOLUTIONS INCORPORATED	17,600					BOGOM COMPUTER SOLUTIONS INCORPORATED	White Female	17,600	100.00%			
MPXX06000239	COLLABORATIVE TESTING SERVICES INC	5,504											
MPXX06000365	DATAWORKS PLUS	25,000											
MPXX06000513	DUFFIELD ASSOCIATES, INC.	25,000											
MPXX06000410	FORENSIC QUALITY SERVICES	7,200											
MPXX06000296	LANGUAGE LINE SERVICES INC	13,000											
MPXX06000133	VINOKUR-PACE ENGINEERING SERVICES INC	14,600											
	POLICE	107,904			0	0.00%			17,600	16.31%		0	0.00%
	PRISONS												
MPXX06000553	ALICE C. HENNESSY	6,000											
MPXX06000405	DIVI HOLDING GROUP, LTD.	12,999					DIVI HOLDING GROUP, LTD.	African American Female	12,999	100.00%			
MPXX06000151	JEROME SMITH	10,003											
MPXX06000114	JOANN MULLER	10,003											
MPXX06000360	LEODUS JONES, DIRECTOR	3,200											
MPXX06000253	MAJOR BEN'S CONSULTING AGENCY	6,500	MAJOR BEN'S CONSULTING AGENCY	African American Male	6,500	100.00%							
MPXX06000101	NICK BARBETTA	15,500											
MPXX06000104	ROBERT FALKENSTEIN	10,003											
	PRISONS	74,209			6,500	8.76%			12,999	17.52%		0	0.00%
	PROCUREMENT												
MPXX06000407	PUBLIC SURPLUS	15,000											
	PROCUREMENT	15,000			0	0.00%			0	0.00%		0	0.00%
	PROPERTY, DEPARTMENT OF PUBLIC												
MPXX06000108	ASSURANCE ABSTRACT CORPORATION	7,500											
MPXX06000510	ALTA MANAGEMENT, LLC	25,000											

Document No.	Vendor Name	Amount	MBE	MBE Race	MBE Amount	MBE %	WBE	WBE Race	WBE Amount	WBE %	DS	DS Amount	DS %
MPXX06000551	BONNETT ASSOCIATES INCORPORATED	25,000											
MPXX06000097	CAMINS ASSOCIATES	20,000											
MPXX06000527	CARROLL-MCILHINNEY, INC.	2,500											
MPXX06000088	E. H. LYNN & ASSOCIATES, LLC	20,000					E. H. LYNN & ASSOCIATES, LLC	White Female	20,000	100.00%			
MPXX06000310	FINANCIAL & REAL ESTATE NETWORK	20,000											
MPXX06000117	KEYSTONE APPRAISAL COMPANY	20,000											
MPXX06000063	KREILICK CONSERVATION, LLC	25,000											
MPXX06000188	KREILICK CONSERVATION, LLC	13,000											
MPXX06000070	RICHARD B. OWENS CO., INC.	15,000											
MPXX06000347	SANBORN MAPPING & GEOGRAPHIC INFORMATION	5,000											
	PROPERTY, DEPARTMENT OF PUBLIC	198,000			0	0.00%			20,000	10.10%		0	0.00%
	RECORDS												
MPXX06000431	CINEMA ARTS INC.	11,300											
MPXX06000302	CONSERVATION CENTER	8,500											
MPXX06000395	CONSERVATION CENTER	5,500											
MPXX06000352	DONA W. HOROWITZ-BEHREND	7,000					DONA W. HOROWITZ-BEHREND	White Female	7,000	100.0%			
	RECORDS	32,300			0	0.00%			7,000	21.67%		0	0.00%
	RECREATION												
MPXX06000089	AMERICAN MEDICAL RESPONSE MID-ATLANTIC	3,800											
MPXX06000423	ARMSTRONG KAULBACH ARCHITECTS	5,500											
MPXX06000454	BURNS ENGINEERING, INC.	24,716											
MPXX06000198	CEDAR FAIR LP/DORNEY PARK&WILDWATER KING	4,514											
MPXX06000422	CORA SERVICES INCORPORATED	17,285											
MPXX06000090	EVOLUER IMAGE CONSULTANTS	25,000											
MPXX06000156	FUND FOR PHILADELPHIA INCORPORATED	10,800											
MPXX06000312	GREATER PHILA URBAN AFFAIRS COALITION	6,000											
MPXX06000512	MANYIMO ASSOCIATES PC CONSULTING ENGINEER	20,000											
MPXX06000389	MONTGOMERY EARLY LEARNING CENTER	21,350											
	RECREATION	138,965			0	0.00%			0	0.00%		0	0.00%
	REVENUE												
MPXX06000443	PERIPHERAL SYSTEMS INCORPORATED	10,000					PERIPHERAL SYSTEMS INCORPORATED	White Female	10,000	100.00%			
MPXX06000413	TMG CONSULTING, INC.	24,000											
	REVENUE	34,000			0	0.00%			10,000	29.41%		0	0.00%
	REVISION OF TAXES, BOARD OF												
MPXX06000270	ASSESSOR'S ASSOCIATION OF PA	7,000											
	REVISION OF TAXES, BOARD OF	7,000			0	0.00%			0	0.00%		0	0.00%
	STREETS												
MPXX06000160	1 SOURCE SAFETY & HEALTH, INC.	20,900											
MPXX06000315	AUTO DESK	19,800											
MPXX06000387	CADAPULT LTD	5,100											
MPXX06000349	CIBER	24,000											
MPXX06000299	CO PHYSICS CORPORATION	12,500											
MPXX06000165	FUTURE INDUSTRIAL TECHNOLOGIES CORP.	13,000											
MPXX06000053	INSPECTTECH	5,100											
MPXX06000374	METEORLOGIX, LLC	1,845											
MPXX06000167	ROCKWELL AUTOMATION INC	25,000											
MPXX06000496	ROUTE SMART TECHNOLOGIES	10,000											
MPXX06000031	SYBASE INCORPORATED	8,899											
MPXX06000047	VISIONS INTERNATIONAL, INC.	20,000					VISIONS INTERNATIONAL, INC.	White Female	20,000	100.00%			
MPXX06000326	WEATHER SERVICES CORPORATION	900											
	STREETS	167,044			0	0.00%			20,000	11.97%		0	0.00%

Document No.	Vendor Name	Amount	MBE	MBE Race	MBE Amount	MBE %	WBE	WBE Race	WBE Amount	WBE %	DS	DS Amount	DS %
	WATER DEPARTMENT												
MPXX06000189	A.D. MARBLE & COMPANY	15,000					A.D. MARBLE & COMPANY	White Female	15,000	100.00%			
MPXX06000342	ADVENT ELECTRIC INCORPORATED	9,500											
MPXX06000337	AIRCHARGE, INC.	25,000											
MPXX06000500	ALL STATE CAREER	16,200											
MPXX06000157	ANALYTICAL TESTING SERVICES, INC.	10,000											
MPXX06000238	ANDREW HALE	25,000											
MPXX06000521	ANDY CHIU	3,000											
MPXX06000169	ATTILA FABIAN	13,000											
MPXX06000060	BENCHMARK ANALYTICS	2,000											
MPXX06000313	BOGOM COMPUTER SOLUTIONS INCORPORATED	20,000					BOGOM COMPUTER SOLUTIONS INCORPORATED	White Female	20,000	100.00%			
MPXX06000291	BRIAN LEE	6,000											
MPXX06000190	CENTER FOR WATERSHED PROTECTION	15,000											
MPXX06000404	CITYPLAY	14,000											
MPXX06000329	D G SERVICE GROUP	25,000											
MPXX06000463	DATA & DESIGN ENTERPRISES, INC.	25,000											
MPXX06000282	DELAWARE STATE FIRE SCHOOL	15,000											
MPXX06000457	DUFFIELD ASSOCIATES, INC.	25,000											
MPXX06000516	ELIZABETH R. THOMAS	11,000											
MPXX06000428	ELWYN INCORPORATED	25,000											
MPXX06000138	ERNEST POWELL, JR.	13,000											
MPXX06000498	FLUENT INCORPORATED	25,000											
MPXX06000049	GERALD CAYA	13,000											
MPXX06000245	GLOBAL OCEANIC ENTERPRISES INC	25,000											
MPXX06000210	GLOBAL REMEDIATION TECHNOLOGIES, INC.	24,800											
MPXX06000455	GREENWAYS INC.	25,000											
MPXX06000465	HUNT ENGINEERING CO	25,000					HUNT ENGINEERING CO	White Female	25,000	100.00%			
MPXX06000485	JEFF HURWITZ	3,000											
MPXX06000052	JOHN E. DZIK	5,000											
MPXX06000204	K.W. TUNNELL COMPANY, INC.	15,000											
MPXX06000202	KAREN FRIEDMAN ENTERPRISES INC.	25,000					KAREN FRIEDMAN ENTERPRISES INC.	White Female	25,000	100.00%			
MPXX06000207	KAREN TAWADROUS	13,000											
MPXX06000209	MALCOLM PIRNIE, INC.	10,000											
MPXX06000264	MONTGOMERY WATSON	10,500											
MPXX06000203	MPL SERVICES, INC.	20,000											
MPXX06000048	MR. CHU FAI (RICKY) KOK	10,000											
MPXX06000050	MR. MANOJ JOHN CHACKO	10,000											
MPXX06000403	MRINAL K. SINGH	25,000											
MPXX06000319	MS. WEN CHIN ZHANG	10,000											
MPXX06000501	PAUL MONTESANO	8,000											
MPXX06000519	PERELMAN SECURITY GROUP	18,445											
MPXX06000459	PETER BRONSKI - STAFF ECOLOGIST	2,000											
MPXX06000290	PIK YAN LEE	5,000											
MPXX06000316	POCONO NE RESOURCE CONSERVATION & DEV. C	10,000											
MPXX06000069	QC LABORATORIES	25,000											
MPXX06000154	RIVER ASSOCIATES INC	13,000											
MPXX06000059	S. EDGAR DAVID	20,000											
MPXX06000289	STEVEN KALL	2,500											
MPXX06000419	STRATADESIGN	25,000											
MPXX06000328	SYNERGIS TECHNOLOGIES INC	15,000											
MPXX06000201	TAKE ONE CREATIONS	13,000											
MPXX06000335	TERRA FIRMA CONSTRUCTION INCORP.	25,000											
MPXX06000435	UPDATE INTERNATIONAL, INC.	16,995											
MPXX06000343	URSULA HOBSON FINE ART FRAMING, INC.	3,000											
MPXX06000200	USA MODELS	25,000											

Document No.	Vendor Name	Amount	MBE	MBE Race	MBE Amount	MBE %	WBE	WBE Race	WBE Amount	WBE %	DS	DS Amount	DS %
MPXX06000341	VISIONS INTERNATIONAL, INC.	25,000					VISIONS INTERNATIONAL, INC.	White Female	25,000	100.00%			
MPXX06000237	WEN HE	10,000											
MPXX06000420	ZWEIG RAMICK AND ASSOCIATES	2,000					ZWEIG RAMICK AND ASSOCIATES	White Female	2,000	100.00%			
	WATER DEPARTMENT	870,940			0	0.00%			112,000	12.86%		0	0.00%
	Grand Total	4,227,592			119,720	2.83%			484,658	11.46%		0	0.00%

Document No.	Vendor Name	Amount	MBE	MBE Race	MBE Amount	MBE %	WBE	WBE Race	WBE Amount	WBE %	DS	DS Amount	DS %
	AVIATION												
POXX06112416	503 CORPORATION	6,497	503 CORPORATION	Hispanic Male	6,497	100.00%							
POXX06110369	503 CORPORATION	5,506	503 CORPORATION	Hispanic Male	5,506	100.00%							
POXX06116346	503 CORPORATION	5,950	503 CORPORATION	Hispanic Male	5,950	100.00%							
POXX06106427	A & A GLOVE & SAFETY CO	2,850					A & A GLOVE & SAFETY CO	Hispanic Female	2,850	100.00%			
POXX06108963	A & A GLOVE & SAFETY CO	4,746					A & A GLOVE & SAFETY CO	Hispanic Female	4,746	100.00%			
POXX06109164	A & A GLOVE & SAFETY CO	580					A & A GLOVE & SAFETY CO	Hispanic Female	580	100.00%			
POXX06109734	A & A GLOVE & SAFETY CO	2,369					A & A GLOVE & SAFETY CO	Hispanic Female	2,369	100.00%			
POXX06114346	A & A GLOVE & SAFETY CO	780					A & A GLOVE & SAFETY CO	Hispanic Female	780	100.00%			
POXX06107088	A & A GLOVE & SAFETY CO	14,554					A & A GLOVE & SAFETY CO	Hispanic Female	14,554	100.00%			
POXX06109846	A C REPRODUCTION	11,156											
POXX06106448	ACCOMODATION MOLLEN INC	3,055											
POXX06111896	ACCURATE TRASH REMOVAL INC	18,750											
POXX06102763	ADT SECURITY SYSTEMS, INC.	8,372											
POXX06106814	ADVANCED TECHNOLOGY SYSTEMS INTERNATIONAL	1,995											
POXX06116343	AERONAUTICAL COMMUNICATIONS GROUP INC	16,586											
POXX06109390	AERONAUTICAL COMMUNICATIONS GROUP INC	15,900											
POXX06115400	AIRFIELD GUIDANCEIGN MANUFACTURERS INC	4,997											
POXX06109736	AIRS APPLIANCES	5,452											
POXX06105488	ARBILL INDUSTRIES	3,612											
POXX06109664	ARBILL INDUSTRIES	3,300											
POXX06112669	BERNSTEIN OFFICE MACHINE INC	615											
POXX06114961	BIRD X INC	570											
POXX06105570	BOWMONK LIMITED	1,020											
POXX06110191	BROUDY PRECISION EQUIPMENT CO	15,436											
POXX06114283	C A BRIGGS COMPANY	10,205											
POXX06116348	COLLINS BUSINESS SYSTEMS INC	8,957											
POXX06115217	DLT SOLUTIONS INC	23,916											
POXX06117549	DLT SOLUTIONS INC	22,980											
POXX06117602	DLT SOLUTIONS INC	22,980											
POXX06107257	EAGLE MAINTENANCE SUPPLY, INC.	750					EAGLE MAINTENANCE SUPPLY, INC.	White Female	750	100.00%			
POXX06113402	ELISHA WEBB & SON COMPANY	3,305											
POXX06112110	ENERGY ABSORPTION SYSTEMS INC	3,897											
POXX06109393	ESSENTIAL ELECTRIC SUPPLY CO	12,504					ESSENTIAL ELECTRIC SUPPLY CO	White Female	12,504	100.00%			
POXX06104038	F C HAAB COMPANY INCORPORATED	4,409											
POXX06112111	FACILITY MANAGEMENT ENGINEERING INC	1,760											
POXX06102553	FLYTECOMM INC	2,928											
POXX06112675	GALES INDUSTRIAL SUPPLY	25,000											
POXX06114080	GODWIN PUMPS OF AMERICA INCORPORATED	17,179											
POXX06116446	GUARD LINE FIRE & SAFETY INC	4,980											
POXX06106872	HARDWARE & SUPPLY CO OF CHESTER	790											
POXX06103172	HUMAN RESOURCES MGMT GROUP	3,392											
POXX06106709	INDEPENDENT CHEMICAL CORP	23,950											
POXX06112029	INDEPENDENT HARDWARE INCORPORATED	1,925											
POXX06106344	INDUSTRIAL CONTROLS DISTRIBUTORS, LLC	9,433											
POXX06116450	LAERDAL MEDICAL CORPORATION	945											
POXX06108596	LIBERTY AIRPORT SYSTEMS INC	2,500											
POXX06109730	MARKIAS INCORPORATED	1,200					MARKIAS INCORPORATED	African American Female	1,200	100.00%			
POXX06113754	MAZER WHOLESale INC	2,290											
POXX06112945	MAZER WHOLESale INC	24,970											
POXX06105234	MCCONNELL GROUP INC	523											
POXX06111903	MILLER DISTRIBUTORS INC	989											
POXX06103824	MORNING START VENDING SERVICE	7,079					MORNING START VENDING SERVICE	White Female	7,079	100.00%			
POXX06103357	OCE	3,300											
POXX06113951	PHILIPS ELECTRONICS NORTH AMERICA CORP	22,656											
POXX06109970	PRECISION SOLAR CONTROLS INCORPORATED	6,744											
POXX06104918	RECYCLING EQUIPMENT CORPORATION	4,750											
POXX06111851	S W FOOD SERVICE COMPANY	2,200	S W FOOD SERVICE COMPANY	African American Male	2,200	100.00%							
POXX06112710	TRANSAMERICAN OFFICE FURNITURE INC	735											
POXX06113119	TRANSAMERICAN OFFICE FURNITURE INC	6,841											
POXX06113472	TRANSAMERICAN OFFICE FURNITURE INC	9,540											
POXX06116385	WOODCRAFT	1,834											
	AVIATION	458,982			20,152	4.39%			47,412	10.33%		0	0.00%
	EMERGENCY SHELTER & SVCS (OESS)												
POXX06106189	BRADLEY-SCIOCCCHETTI INCORPORATED	400											
POXX06100495	EASTERN ELEVATOR SERVICE INC	1,500											

Document No.	Vendor Name	Amount	MBE	MBE Race	MBE Amount	MBE %	WBE	WBE Race	WBE Amount	WBE %	DS	DS Amount	DS %
POXX06112262	EQUIPMENT MARKETERS	3,895											
POXX06100590	HARKINS & HARKINS MECHANICAL SVCS INC	20,000					HARKINS & HARKINS MECHANICAL SVCS INC	White Female	20,000	100.00%			
POXX06112491	RICOH CORPORATION	2,164											
POXX06102083	WAWA DAIRY FARMS INCORPORATED	11,606											
	EMERGENCY SHELTER & SVCS (OESS)	39,565			0	0.00%			20,000	50.55%		0	0.00%
	FAIRMOUNT PARK COMMISSION												
POXX06105434	APEX PINNACLE INCORPORATED	3,257											
POXX06116882	AV RENTAL SERVICES	1,850											
POXX06116867	EAGLE MAINTENANCE SUPPLY, INC.	8,334					EAGLE MAINTENANCE SUPPLY, INC.	White Female	8,334	100.00%			
POXX06112671	GALBALLY LANDSCAPING INC	12,250											
POXX06111077	JOHN J. BEE, INC.	1,758											
POXX06117856	LEON YOUNGER & PROS	21,674											
POXX06112906	TAGUE LUMBER INCORPORATED	4,995											
POXX06113771	TERMINIX INTERNATIONAL COMPANY	1,405											
POXX06112057	TIP TOP PRODUCTS INC	522											
	FAIRMOUNT PARK COMMISSION	56,045			0	0.00%			8,334	14.87%		0	0.00%
	FINANCE, DIRECTOR OF												
POXX06116946	ADVANCED SOFTWARE PRODUCTS GROUP INC	5,268											
POXX06106218	GILBERT SIDKOFF GRAPHIC ARTS CONSULTANTS	1,883											
POXX06101119	MODE MODERNE INC	750											
POXX06117711	SYMBIONT, INC.	22,900	African American Male		22,900	100.00%							
	FINANCE, DIRECTOR OF	30,601			22,900	74.35%			0	0.00%		0	0.00%
	FIRE												
POXX06114904	AIRMATIC INCORPORATED	4,385											
POXX06103991	AMERICAN FOREST PRODUCTS	5,551											
POXX06107009	ARBOR MATERIAL HANDLING INC	1,540											
POXX06107011	ARBOR MATERIAL HANDLING INC	7,375											
POXX06116503	ARBOR MATERIAL HANDLING INC	10,288											
POXX06116502	ARBOR MATERIAL HANDLING INC	11,568											
POXX06113122	ARBOR MATERIAL HANDLING INC	19,530											
POXX06115880	AUTOMATION AIDS INCORPORATED	750											
POXX06107454	B K C INDUSTRIES INC	3,312											
POXX06110278	BANDY COMPANY	12,395											
POXX06112078	BANDY COMPANY	1,200											
POXX06107678	BANDY COMPANY	10,708											
POXX06109058	BANDY COMPANY	7,712											
POXX06115183	BANDY COMPANY	1,850											
POXX06115187	BANDY COMPANY	3,590											
POXX06103500	BENNETTS TRAILER CO	2,004											
POXX06116258	BIKELINE OF PHILADELPHIA	5,980											
POXX06114247	BIKELINE OF PHILADELPHIA	11,174											
POXX06112943	CARDINAL SUPPLY INC	961					CARDINAL SUPPLY INC	White Female	961	100.00%			
POXX06107062	DAVID K WEYAND	24,837											
POXX06103670	DELAWARE OFFICE EQUIPMENT COMPANY INC	5,009											
POXX06116845	DELAWARE OFFICE EQUIPMENT COMPANY INC	5,986											
POXX06108038	DELL MARKETING LP	12,636											
POXX06108788	DIXIE SALES COMPANY USA INC.	5,995											
POXX06111454	DM CARLUCK INC	1,235											
POXX06116632	DONATUCCI KITCHENS	3,565											
POXX06103487	DORON PRECISION SYSTEMS INCORPORATED	4,259											
POXX06103871	FIRE ALARM MAINTENANCE CO	2,400											
POXX06113813	FIRE ONE	9,900											
POXX06107485	G A BLANCO AND SONS INCORPORATED	589											
POXX06103992	G T & S INC	600											
POXX06115999	GARMAN SIGN & DECAL INC	3,428											
POXX06104803	GILES AND RANSOME INCORPORATED	10,000											
POXX06112792	GLOBE ELECTRIC COMPANY INCORPORATED	5,579	GLOBE ELECTRIC COMPANY INCORPORATED	Hispanic Male	5,579	100.00%							
POXX06113508	HPI INTERNATIONAL INC	1,659											
POXX06111982	INTERIOR MAINTENANCE CO INC	23,855											
POXX06107496	JESS DISTRIBUTORS	1,784											
POXX06106212	JOHNSON VENTURES UNIVERSAL SERVICES	2,649											
POXX06113519	NCS PEARSON, INC.	3,967											
POXX06106361	NCS PEARSON, INC.	3,967											

Document No.	Vendor Name	Amount	MBE	MBE Race	MBE Amount	MBE %	WBE	WBE Race	WBE Amount	WBE %	DS	DS Amount	DS %
POXX06107648	NORTHROP GRUMMAN PUBLIC SAFETY INC	6,600											
POXX06115767	P C SPECIALISTS INC	827	P C SPECIALISTS INC	Asian Male	827	100.00%							
POXX06114580	PAIK INCORPORATED	1,522											
POXX06107483	PRIME OFFICE PRODUCTS	955											
POXX06114151	S W FOOD SERVICE COMPANY	3,960	S W FOOD SERVICE COMPANY	African American Male	3,960	100.00%							
POXX06106214	SEVENTEENTH STREET PHOTO SUPPLY INC	760											
POXX06106236	SEVENTEENTH STREET PHOTO SUPPLY INC	3,590											
POXX06114012	STAPLES CONTRACT & COMMERCIAL	5,400											
POXX06108425	STRYKER MEDICAL	12,364											
POXX06115192	STRYKER MEDICAL	4,381											
POXX06114301	TOM WILSON	1,360											
POXX06116779	W W ENGINE & SUPPLY INC	2,417											
POXX06103668	WARTHOG PRODUCTS LTD.	5,000											
POXX06117030	WILLIAM J ADAMS JR	10,784											
	FIRE	315,669			10,366	3.28%			961	0.30%		0	0.00%
	FLEET MANAGEMENT												
POXX06105562	CENTER CITY CAR WASH	3,847											
POXX06115429	DRUGSCAN INCORPORATED	37											
POXX06108691	EAGLE MAINTENANCE SUPPLY, INC.	6,120	EAGLE MAINTENANCE SUPPLY, INC.	White Female	6,120	100.00%							
POXX06115031	EMERALD BUSINESS SUPPLY	2,000											
POXX06108399	ENVIRONMENTAL SYSTEMS PRODUCTS	256											
POXX06108652	HAVIS-SHIELDS EQUIPMENT CORPORATION	25											
POXX06115424	INDUSTRIAL COMMERCIAL CLEANING GROUP INC	925	INDUSTRIAL COMMERCIAL CLEANING GROUP INC	African American Female	925	100.00%							
POXX06115425	INDUSTRIAL COMMERCIAL CLEANING GROUP INC	570	INDUSTRIAL COMMERCIAL CLEANING GROUP INC	African American Female	570	100.00%							
POXX06109654	J & J HYDRAULICS INC	744											
POXX06109655	J & J HYDRAULICS INC	230											
POXX06111810	J M R GRAPHICS INC	1,657											
POXX06107778	LOUIS NARDELLO CO INC	12,029											
POXX06100822	SAFETY KLEEN SYSTEMS INC	169											
POXX06114050	SAFEWARE INCORPORATED	1,200											
POXX06106871	SUN COMPANY INCORPORATED	477											
POXX06107587	TWINS AUTO BODY INC	455											
POXX06107592	TWINS AUTO BODY INC	72											
POXX06115016	XEROX CORPORATION	6,987											
POXX06100752	XEROX CORPORATION	6,987											
	FLEET MANAGEMENT	44,766			1,495	3.34%			6,120	13.66%		0	0.00%
	HEALTH, DEPARTMENT OF PUBLIC												
POXX06104062	853 CORPORATION	6,426											
POXX06112382	AGILENT TECHNOLOGIES INC	2,403											
POXX06107043	ALLIED ENVELOPE COMPANY INC	1,615											
POXX06109879	AMES COLOR FILE	23,240											
POXX06111917	AUTOMATION AIDS INCORPORATED	5,325											
POXX06104800	AUTOMATION AIDS INCORPORATED	3,820											
POXX06105312	BANDY COMPANY	6,125											
POXX06116154	BIO RAD LABORATORIES	1,760											
POXX06111104	CALIPER LIFE SCIENCES	10,500											
POXX06115699	CDW GOVERNMENT INC	4,487											
POXX06116477	CEN MED	2,060											
POXX06117045	CEN MED	900											
POXX06101398	ENTECH INSTRUMENTS	6,726											
POXX06108850	ENTECH INSTRUMENTS	3,360											
POXX06102361	ENVIRONMENTAL EXPRESS, LTD.	4,386											
POXX06107330	ENVIRONMENTAL SYSTEMS CORP	6,050											
POXX06101435	ENVIRONMENTAL SYSTEMS CORP	5,500											
POXX06109449	FISHER SCIENTIFIC CO L L C	17,286											
POXX06110235	FISHER SCIENTIFIC CO L L C	9,183											
POXX06116662	HENRY SCHEIN INCORPORATED	12,453											
POXX06116647	HENRY SCHEIN INCORPORATED	7,500											
POXX06117003	HOME AID HEALTHCARE INC	24,558											
POXX06112016	HOME AID HEALTHCARE INC	12,849											
POXX06116996	HOME AID HEALTHCARE INC	8,967											
POXX06117017	HOME AID HEALTHCARE INC	7,138											
POXX06108666	HOME AID HEALTHCARE INC	4,508											

Document No.	Vendor Name	Amount	MBE	MBE Race	MBE Amount	MBE %	WBE	WBE Race	WBE Amount	WBE %	DS	DS Amount	DS %
POXX06116032	IDEXX LABORATORIES INCORPORATED	17,030											
POXX06104264	IDEXX LABORATORIES INCORPORATED	10,110											
POXX06103627	IDEXX LABORATORIES INCORPORATED	10,100											
POXX06115691	JESS DISTRIBUTORS	3,037											
POXX06114158	LABORATORY CORP. OF AMERICA HOLDINGS	24,944											
POXX06108037	LABORATORY CORP. OF AMERICA HOLDINGS	7,185											
POXX06116713	LOMBART INSTRUMENT	9,330											
POXX06114688	MAZER WHOLESALE INC	3,685											
POXX06113032	MAZER WHOLESALE INC	3,400											
POXX06109935	MAZER WHOLESALE INC	1,520											
POXX06114698	MAZER WHOLESALE INC	1,480											
POXX06114699	MAZER WHOLESALE INC	1,440											
POXX06113229	MAZER WHOLESALE INC	1,280											
POXX06105878	MCCONNELL GROUP INC	1,810											
POXX06115677	MERRICK INC	4,438											
POXX06105347	MIKES HARDWARE & VARIETY INC	5,520											
POXX06105330	MIKES HARDWARE & VARIETY INC	3,120											
POXX06105341	MIKES HARDWARE & VARIETY INC	1,440											
POXX06115001	MINNESOTA MINING & MANUFACTURING INC	3,297											
POXX06116466	MULTIFACET INCORPORATED	1,920	MULTIFACET INCORPORATED	African American Male	1,920	100.00%							
POXX06116655	PATTERSON DENTAL INC	7,470											
POXX06104426	PERKINELMER LIFE & ANALYTICAL SCIENCES	4,944											
POXX06100683	PERKINELMER LIFE & ANALYTICAL SCIENCES	3,708											
POXX06117008	PIONEER LIFE SCIENCES	3,770											
POXX06115156	PRO RIDER INC	2,760											
POXX06104051	PROGRESSIVE COMPUTER SERVICE INC	2,774											
POXX06106553	PROTECH PROJECTION SYSTEM	4,281											
POXX06101946	R M D INSTRUMENTS L L C	19,080											
POXX06105182	R M D INSTRUMENTS L L C	2,300											
POXX06106053	RUSSELLS BINDERY INCORPORATED	1,900											
POXX06102948	S M I EAST COAST MEDICAL WASTE INC	9,312											
POXX06104543	SARSTEDT INCORPORATED	2,813											
POXX06104356	SARSTEDT INCORPORATED	1,788											
POXX06115276	SCIENTIFIC EQUIPMENT COMPANY	4,214											
POXX06107242	STERIS CORPORATION	7,430											
POXX06108722	STULL ENTERPRISES	1,050											
POXX06116646	SUJON INC	809											
POXX06107516	TECH MED INDUSTRIES	6,594											
POXX05116929	THERMO FORMA	11,386											
POXX06108222	TRI DIM FILTER CORPORATION	10,562											
POXX06106843	UNIVAR USA INC	1,600											
POXX06101813	WALTER R DORN ESTATE INC	4,350											
POXX06116162	WATERS TECHNOLOGIES CORP.	21,518											
POXX06117037	WAYNE LEE DENTAL	1,515											
POXX06117032	WEBSTER & ASSOCIATES INC.	6,864					WEBSTER & ASSOCIATES INC.	White Female	6,864	100.00%			
POXX06116526	WEBSTER & ASSOCIATES INC.	6,066					WEBSTER & ASSOCIATES INC.	White Female	6,066	100.00%			
	HEALTH, DEPARTMENT OF PUBLIC	466,044			1,920	0.41%			12,929	2.77%		0	0.00%
	HOUSING & COMMUNITY DEVELOPMENT (OHCD)												
POXX06112022	DECISIVE BUSINESS SYSTEMS INC	2,330											
	HOUSING & COMMUNITY DEVELOPMENT (OHCD)	2,330			0	0.00%			0	0.00%		0	0.00%
	HUMAN SERVICES, DEPARTMENT OF												
POXX06101820	503 CORPORATION	13,555	503 CORPORATION	Hispanic Male	13,555	100.00%							
POXX06107808	A & A GLOVE & SAFETY CO	1,411					A & A GLOVE & SAFETY CO	Hispanic Female	1,411	100.00%			
POXX06101817	AMES COLOR FILE	5,174											
POXX06115461	A C RADIO SUPPLY INCORPORATED	564											
POXX06103480	ATD-AMERICAN COMPANY	11,296											
POXX06104721	ATD-AMERICAN COMPANY	8,641											
POXX06113379	AUSTECH DEVELOPMENT, INC.	2,748											
POXX06103362	BASIC ADVANTAGE INC	2,228											
POXX06106910	BOB BARKER COMPANY INCORPORATED	3,650											
POXX06113425	CAMDEN CUSTOM DRAPES & DECOR	2,880											
POXX06100874	CATERING BY MARIOS	4,463											
POXX06101099	CATERING BY MARIOS	1,968											

Document No.	Vendor Name	Amount	MBE	MBE Race	MBE Amount	MBE %	WBE	WBE Race	WBE Amount	WBE %	DS	DS Amount	DS %
POXX06106386	CENTER CITY CAR WASH	6,046											
POXX06107676	CHIMJEN INC	1,999											
POXX06112542	CONTROL SCREENING LLC	4,500											
POXX06108249	DM CARLUCK INC	9,220											
POXX06104744	GANIS BROTHERS INCORPORATED	3,870											
POXX06112184	GELMARC DISTRIBUTORS INC	2,312											
POXX06106645	KRONOS INCORPORATED	8,319											
POXX06110891	MCNESBYS PRODUCE	3,617											
POXX06112419	MCNESBYS PRODUCE	4,280											
POXX06113350	MCNESBYS PRODUCE	3,439											
POXX06104672	MCNESBYS PRODUCE	4,602											
POXX06105841	MCNESBYS PRODUCE	2,577											
POXX06106850	MCNESBYS PRODUCE	3,072											
POXX06107646	MCNESBYS PRODUCE	4,413											
POXX06108893	MCNESBYS PRODUCE	4,222											
POXX06109999	MCNESBYS PRODUCE	4,964											
POXX06114550	MCNESBYS PRODUCE	4,749											
POXX06115784	MCNESBYS PRODUCE	4,803											
POXX06105113	MINNESOTA MINING & MANUFACTURING INC	16,122											
POXX06101689	MIVILLA CORP	1,723											
POXX06110522	R F DESIGN & INTEGRATION	23,104					R F DESIGN & INTEGRATION	White Female	23,104	100.00%			
POXX06100982	SAMS PIZZA INC	2,550											
POXX06104739	SIGNATURE TEXTILE	4,124											
POXX06101670	SPORT VENDING LLC	648	SPORT VENDING LLC	African American Male	648	100.00%							
POXX06101704	SPORT VENDING LLC	9,290	SPORT VENDING LLC	African American Male	9,290	100.00%							
POXX06103337	SPORTSWEAR PLUS INC	5,706											
POXX06108923	SPORTSWEAR PLUS INC	2,976											
POXX06101838	STAR POLY BAG INC	593											
POXX06113529	TRI R INCORPORATED	4,526											
POXX06102963	UNITED PARCEL SERVICE	3,000											
POXX06117178	XEROX CORPORATION	10,996											
	HUMAN SERVICES, DEPARTMENT OF	224,937			23,493	10.44%			24,515	10.90%		0	0.00%
	INFORMATION SERVICES, MAYOR'S OFFICE OF												
POXX06103218	C I M S LAB INC	6,417											
POXX06106404	CAST SOFTWARE, INC.	1,460											
POXX06109755	CHICAGO-SOFT, LTHISPANIC MALE.	5,400											
POXX06111300	CYBEREX L L C	8,600											
POXX06116365	CYBERMATION USA INC	24,950											
POXX06110807	DIVERSIFIED SOFTWARE SYSTEMS INC	11,070											
POXX06107218	EASTERN COMPUTER EXCHANGE INC	12,082											
POXX06117182	EMC CORPORATION	12,082											
POXX06105691	FISCHER INTERNATIONAL SYSTEMS CORP.	4,800											
POXX06103235	GWI SOFTWARE	5,166											
POXX06108781	HMS INTERIORS INC	13,982											
POXX06103225	INNOVATION DATA PROCESSING	2,196											
POXX06108050	J T PACKARD ASSOCIATES INC	3,121											
POXX06113204	JOHNSON CONTROLS INCORPORATED	5,775											
POXX06103230	MACKINNEY SYSTEMS INC	7,296											
POXX06114388	NETEC INTERNATIONAL INCORPORATED	3,600											
POXX06110063	NEWERA SOFTWARE INCORPORATED	2,925											
POXX06105056	P T C BANKING SYSTEMS INC	800											
POXX06114123	SERENA SOFTWARE INC	19,950											
POXX06106011	UNITED PARCEL SERVICE	1,000											
	INFORMATION SERVICES, MAYOR'S OFFICE OF	152,672			0	0.00%			0	0.00%		0	0.00%
	LIBRARY, FREE												
POXX06101772	503 CORPORATION	1,112	503 CORPORATION	Hispanic Male	1,112	100.00%							
POXX06115076	503 CORPORATION	1,694	503 CORPORATION	Hispanic Male	1,694	100.00%							
POXX06101787	853 CORPORATION	680											
POXX06101791	853 CORPORATION	701											
POXX06101754	A D T ENTERPRISES	4,320											
POXX06102079	AB D MALEICK COMPANY	9,502											
POXX06107269	ACADEMY HARDWARE INC	3,875											
POXX06102090	ACCESS TECHNOLOGIES	2,675											
POXX06115077	AIRMATIC INCORPORATED	1,674											

Document No.	Vendor Name	Amount	MBE	MBE Race	MBE Amount	MBE %	WBE	WBE Race	WBE Amount	WBE %	DS	DS Amount	DS %
POXX06101814	AIRMATIC INCORPORATED	2,814											
POXX06102121	AIRMATIC INCORPORATED	2,891											
POXX06102741	AIRMATIC INCORPORATED	458											
POXX06105889	AIRMATIC INCORPORATED	445											
POXX06102114	AMERICAN UNIFORM SALES INC	1											
POXX06112170	ATD-AMERICAN COMPANY	697											
POXX06108612	ATD-AMERICAN COMPANY	999											
POXX06115738	AUDIO VIDEO REPAIR INCORPORATED	3,021											
POXX06106380	AUDIO VIDEO REPAIR INCORPORATED	14,385											
POXX06104741	AUTOMATION AID INCORPORATED	8,780											
POXX06108605	AUTOMATION AID INCORPORATED	3,975											
POXX06108692	BANDY COMPANY	2,155											
POXX06108687	BARKER GRAPHICS	1,203	BARKER GRAPHICS	African American Male	1,203	100.00%							
POXX06114554	BODACIOUS GIFT PROMOTIONS	960	BODACIOUS GIFT PROMOTIONS	African American Female	960	100.00%							
POXX06112316	BRODART COMPANY	2,750											
POXX06101437	BRODART COMPANY	1,721											
POXX06101821	BRODART COMPANY	960											
POXX06101823	BRODART COMPANY	3,270											
POXX06102743	BUCK'S HARDWARE INCORPORATED	3,130											
POXX06101802	CHECKPOINT SYSTEMS INCORPORATED	9,024											
POXX06116512	CHIMUEN INC	543											
POXX06103622	CONTINENTAL RESOURCES	2,380											
POXX06104118	CONTROLLED ACCESS LLC	12,750											
POXX06115065	D L ELECTRONICS INCORPORATED	2,768											
POXX06106137	D L ELECTRONICS INCORPORATED	1,076											
POXX06115787	DECISIVE BUSINESS SYSTEMS INC	670											
POXX06114670	DECISIVE BUSINESS SYSTEMS INC	11,180											
POXX06113439	DECISIVE BUSINESS SYSTEMS INC	2,146											
POXX06111840	DECISIVE BUSINESS SYSTEMS INC	7,635											
POXX06110883	DEERFIELD DISTRIBUTING	862											
POXX06102499	DELAWARE VALLEY PACKAGING GROUP	3,280											
POXX06101779	DEMCO INCORPORATED	1,509											
POXX06102119	DEMCO INCORPORATED	2,175											
POXX06114556	ELYSE-BERBEN INSIGNIA	2,900											
POXX06102420	ENOVATION GRAPHIC SYSTEMS INC	2,156											
POXX06101390	ENVISIONWARE INC	11,591											
POXX06110513	ERNEST SCHAEFER INCORPORATED	1,840											
POXX06101773	ERNEST SCHAEFER INCORPORATED	1,176											
POXX06108608	EXECUTIVE BUSINESS PRODUCTS	6,645											
POXX06105892	FAMILY TREE INCORPORATED	771											
POXX06101765	FKM COPIER PRODUCTS	3,239											
POXX06108753	FRANKLIN PRINTERS SUPPLY COMPANY	535											
POXX06115070	SALES INDUSTRIAL SUPPLY	1,887											
POXX06115741	GAYLORD BROTHERS	9,247											
POXX06101432	GAYLORD BROTHERS	870											
POXX06101784	GAYLORD BROTHERS	474											
POXX06115789	GEAR UP SUPPLIES	837											
POXX06102384	GILBERT SIDKOFF GRAPHIC ARTS CONSULTANTS	2,709											
POXX06103945	GILBERT SIDKOFF GRAPHIC ARTS CONSULTANTS	701											
POXX06102640	H & H INDUSTRIES INC	530											
POXX06102779	HALLMARK EMBLEMS INC	615											
POXX06102138	HARBOR TECHNOLOGIES	5,274											
POXX06101812	HARDWARE & SUPPLY CO OF CHESTER	2,647											
POXX06101427	INK ON PAPER INC	7,144											
POXX06102128	J & B EASTERN SAW & TOOL SVC	815											
POXX06101386	JANWAY CO	3,168											
POXX06108611	K LOG INC	553											
POXX06114549	LABOV PLUMBING & HEATING SUPPLY INC	2,147					LABOV PLUMBING & HEATING SUPPLY INC	White Female	2,147	100.00%			
POXX06102471	MIFFLIN VALLEY INC	766											
POXX06101400	MORRIS GRAPHICS INC	2,464											
POXX06112317	MOULTON LAD MALEER & SUPPLY CO INC	2,390											
POXX06101411	NEOPOST RENTAL	599											
POXX06101412	NEOPOST RENTAL	599											
POXX06113953	NORTH STAR ELECTRICAL SUPPLY CO INC	1,341					NORTH STAR ELECTRICAL SUPPLY CO INC	White Female	1,341	100.00%			
POXX06102358	PATHLORE SOFTWARE CORP	2,410											

Document No.	Vendor Name	Amount	MBE	MBE Race	MBE Amount	MBE %	WBE	WBE Race	WBE Amount	WBE %	DS	DS Amount	DS %
POXX06110884	PENN GRAPHIC ASSOCIATES INC.	525											
POXX06104023	POMEROY IT SOLUTIONS INC	575											
POXX06115289	PPI PHOTOGRAPHICS INC	3,600		Hispanic Male	3,600	100.00%							
POXX06115290	PPI PHOTOGRAPHICS INC	1,990		Hispanic Male	1,990	100.00%							
POXX06113952	PRESSURE WASHER REPAIR	1,122											
POXX06113954	S D M & ASSOCIATES INC	2,158					S D M & ASSOCIATES INC	African American Female	2,158	100.00%			
POXX06114865	S D M & ASSOCIATES INC	2,158					S D M & ASSOCIATES INC	African American Female	2,158	100.00%			
POXX06116317	S W FOOD SERVICE COMPANY	1,008		African American Male	1,008	100.00%							
POXX06102331	SAX ARTS & CRAFTS	4,681											
POXX06116673	SEVENTEENTH STREET PHOTO SUPPLY INC	1,513											
POXX06115030	SOUTH JERSEY MOWERS LLC	3,038											
POXX06101810	STANGER LITHO GRAPHICS INCORPORATED	10,982											
POXX06105785	SUPER K CORP	797											
POXX06104583	SYMCOR	4,000											
POXX06115742	T FRANK MCCALLS INCORPORATED	1,175											
POXX06116791	TECHNICAL LIBRARY SERVICE	858											
POXX06110667	TECHNICAL LIBRARY SERVICE	572											
POXX06108609	THE LIBRARY STORE INCORPORATED	1,616											
POXX06109579	THE LIBRARY STORE INCORPORATED	705											
POXX06102096	TILLEY FIRE EQUIPMENT COMPANY	5,202											
POXX06115028	TIP TOP PROD MALEUCTS INC	1,763											
POXX06108204	TMC COMPCO LLC	575											
POXX06111542	VERISIGN	4,335											
POXX06105879	VERITAS SOFTWARE GLOBAL LLC	11,637											
POXX06101413	VERNON LIBRARY SUPPLIES INCORPORATED	2,780											
POXX06102120	VERNON LIBRARY SUPPLIES INCORPORATED	1,938											
POXX06115288	VIDEO CORPORATION OF AMERICA	6,100											
POXX06108867	XEROX CORPORATION	996											
	LIBRARY, FREE	298,280			11,567	3.88%			7,803	2.62%		0	0.00%
	LICENSES & INSPECTIONS, DEPARTMENT OF												
POXX06105420	853 CORPORATION	1,462											
POXX06112603	853 CORPORATION	672											
POXX06107475	A S H A W CONSTRUCTN TRAINING CO OP INC	11,888											
POXX06105418	AUTOMATION AIDS INCORPORATED	3,150											
POXX06105645	D. A. VIRELLI	7,300											
POXX06112003	GARDEN STATE HIGHWAY PRODUCTS	6,310					GARDEN STATE HIGHWAY PRODUCTS	White Female	6,310	100.00%			
POXX06104553	INDUSTRIAL COMMERCIAL CLEANING GROUP INC	17,420					INDUSTRIAL COMMERCIAL CLEANING GROUP INC	African American Female	17,420	100.00%			
POXX06111021	MARTIN BEAN RENOVATION & ASSOCIATES	3,500		African American Male	3,500	100.00%							
POXX06105643	MARTIN BEAN RENOVATION & ASSOCIATES	13,700		African American Male	13,700	100.00%							
POXX06112602	SPIKES TROPHIES	1,386											
POXX06110534	TRANSAMERICAN OFFICE FURNITURE INC	764											
	LICENSES & INSPECTIONS, DEPARTMENT OF	67,553			17,200	25.46%			23,730	35.13%		0	0.00%
	MANAGING DIRECTOR'S OFFICE												
POXX06114589	AIRMATIC INCORPORATED	3,747											
POXX06114590	APEX PINNACLE INCORPORATED	2,586											
POXX06114591	BANDY COMPANY	2,428											
POXX06114593	BUCK'S HARDWARE INCORPORATED	150											
POXX06116525	DECISIVE BUSINESS SYSTEMS INC	9,758											
POXX06109002	FRANIA INC	2,985					FRANIA INC	White Female	2,985	100.00%			
POXX06115462	FRANIA INC	11,870					FRANIA INC	White Female	11,870	100.00%			
POXX06113447	FRANIA INC	22,396					FRANIA INC	White Female	22,396	100.00%			
POXX06114592	GALES INDUSTRIAL SUPPLY	463											
POXX06112648	INSTAKNOW INC	25,000											
POXX06112251	INTELLIGENT DECISIONS SYSTEMS INC.	3,500											
POXX06107298	TIP TOP PRODUCTS INC	600											
POXX06114393	YOUNGS	596											
	MANAGING DIRECTOR'S OFFICE	86,078			0	0.00%			37,251	43.28%		0	0.00%
	MURAL ARTS PROGRAM												
POXX06103315	CHERRY SCAFFOLDING INC	19,467											
	MURAL ARTS PROGRAM	19,467											

Document No.	Vendor Name	Amount	MBE	MBE Race	MBE Amount	MBE %	WBE	WBE Race	WBE Amount	WBE %	DS	DS Amount	DS %
	PERSONNEL												
POXX06103122	DANKA OFFICE IMAGING COMPANY	14,400											
POXX06106210	FAUROT INC	3,900											
	PERSONNEL	17,940			0	0.00%			0	0.00%		0	0.00%
	POLICE												
POXX06105743	853 CORPORATION	2,855											
POXX06105842	853 CORPORATION	1,741											
POXX06107312	853 CORPORATION	2,280											
POXX06115540	ACME CORRUGATED BOX CO INC	1,845											
POXX06105951	ACME CORRUGATED BOX CO INC	6,000											
POXX06105326	ALBRAYCO INC	2,575											
POXX06105739	ALLIED ENVELOPE COMPANY INC	5,085											
POXX06105943	APPLIED BIOSYSTEMS	5,964											
POXX06114540	ARBOR MATERIAL HANDLING INC	643											
POXX06108336	AVES AUDIO VISUAL SYSTEMS INCORPORATED	1,016											
POXX06112175	BARR SYSTEMS INC	1,796											
POXX06109816	BECKMAN COULTER INCORPORATED	1,199											
POXX06114855	BERNSTEIN OFFICE MACHINE INC	1,912											
POXX06106946	BILCO WIRE ROPE & SUPPLY CORP	1,860											
POXX06113144	BRUKER AXS INC	1,631											
POXX06105376	CAMELLIAN PLAYSCAPES LLC	1,810											
POXX06105377	CAMELLIAN PLAYSCAPES LLC	3,296											
POXX06106326	CAMERA SHOP INC / VISUAL SOUND COMPANY	7,140											
POXX06106475	CAMERA SHOP INC / VISUAL SOUND COMPANY	6,092											
POXX06107925	CAMERA SHOP INC / VISUAL SOUND COMPANY	596											
POXX06105682	CHIMJEN INC	831											
POXX06105036	DIGITAL INNOVATION	7,000											
POXX06106180	DM CARLUCK INC	11,112											
POXX06106387	DM CARLUCK INC	5,282											
POXX06104019	DORON PRECISION SYSTEMS INCORPORATED	9,918											
POXX06106463	EAGLE MAINTENANCE SUPPLY, INC.	940					EAGLE MAINTENANCE SUPPLY, INC.	White Female	940	100.00%			
POXX06106955	ELISHA WEBB & SON COMPANY	13,361											
POXX06106249	ELISHA WEBB & SON COMPANY	1,199											
POXX06108914	ENTERPRISE LEASING CO	18,060											
POXX06114457	ENTERPRISE LEASING CO	2,325											
POXX06112247	ENTERPRISE LEASING CO	7,890											
POXX06106346	EPLUS TECHNOLOGY INC	1,350											
POXX06117616	FORENSIC QUALITY SERVICES	4,500											
POXX06107844	GALES INDUSTRIAL SUPPLY	1,733											
POXX06114294	GENERAL ASPHALT PAVING CO OF PHILADELPHI	4,071											
POXX06114597	GEOSENTRY	990											
POXX06115160	GEOSENTRY	198											
POXX06115964	GOVERNMENT SCIENTIFIC SOURCE INC	1,776											
POXX06104386	HENRY TROEMNER L L C	7,117											
POXX06112430	HOME AID HEALTHCARE INC	1,618											
POXX06108395	IKON OFFICE SOLUTIONS	9,186											
POXX06106478	INSIGHT TRAINING SOLUTIONS	2,245											
POXX06116442	JISH INCORPORATED	565											
POXX06105918	JOAN CAROL DISPLAYS	2,458											
POXX06113949	L TECH ENTERPRISES INC	10,543											
POXX06105463	LAERDAL MEDICAL CORPORATION	4,644											
POXX06116163	LASER TECHNOLOGY INC	1,013											
POXX06107288	LAUBE IMAGING PRODUCTS INC	2,699											
POXX06105789	LEISURE FITNESS INC	630											
POXX06116300	LIFE FITNESS	4,986											
POXX06107645	LIFE FITNESS	11,198											
POXX06113098	M & M LAWN CARE INC	5,325											
POXX06105109	M 2 INNOVATIVE SOLUTIONS	10,817											
POXX06109293	M 2 INNOVATIVE SOLUTIONS	10,817											
POXX06107405	M P BIOMEDICALS	7,275											
POXX06116284	MANCINO MANUFACTURING COMPANY	3,100											
POXX06116856	MARK 1 PRINTING	932											
POXX06109073	MAR-VEL UNDERWATER EQUIPMENT INC	15,236											
POXX06105813	MCCONNELL GROUP INC	8,438											

Document No.	Vendor Name	Amount	MBE	MBE Race	MBE Amount	MBE %	WBE	WBE Race	WBE Amount	WBE %	DS	DS Amount	DS %
POXX06106736	MICRO SOLV TECHNOLOGY CORP	7,095											
POXX06106733	MICROTRACE	1,669											
POXX06104576	MIRABIO INC	5,533											
POXX06105134	MOTOROLA COMMUNICATIONS & ELECTRONICS	18,375											
POXX06114761	NCS PEARSON, INC.	4,917											
POXX06103009	NEOPOST RENTAL	4,076											
POXX06115863	NEWPORT MARINE	8,971											
POXX06113805	PENNSYLVANIA POLICE SUPPLY INC	2,630											
POXX06105476	PENNSYLVANIA POLICE SUPPLY INC	960											
POXX06105851	PENNSYLVANIA POLICE SUPPLY INC	9,244											
POXX06107461	PERKINELMER LIFE & ANALYTICAL SCIENCES	6,708											
POXX06109648	PORTER LEE CORP	3,281											
POXX06109676	PORTER LEE CORP	7,500											
POXX06106364	PROMEGA CORPORATION	8,000											
POXX06106164	RELIPRO	1,726											
POXX06113213	ROCHESTER SOFTWARE ASSOCIATES INC	750											
POXX06106194	RUSSELLS BINDERY INCORPORATED	12,150											
POXX06106035	S & D CONSULTING INC LTD	710											
POXX06105694	S D M & ASSOCIATES INC	3,150					S D M & ASSOCIATES INC	African American Female	3,150	100.00%			
POXX06109636	S D M & ASSOCIATES INC	2,782					S D M & ASSOCIATES INC	African American Female	2,782	100.00%			
POXX06107499	SANGINITI CYCLE INC	20,527											
POXX06105505	SENTINEL TECHNOLOGY GROUP INC	24,989											
POXX06109408	SERA SECURITY SERVICES INC	4,340											
POXX06104579	SOFTCHOICE	719											
POXX06116440	SPORT SUPPLY GROUP INC	1,247											
POXX06106468	STERIS CORPORATION	5,125											
POXX06109563	STERLING HELICOPTER	15,941											
POXX06113962	SUPER SEER CORPORATION	12,190											
POXX06113160	SUPERDOG PET FOOD COMPANY INC	2,333											
POXX06102474	THE BODE TECHNOLOGY GROUP INC	7,875											
POXX06112992	THERMO ELECTRON NORTH AMERICA LLC	888											
POXX06111652	THERMO ELECTRON NORTH AMERICA LLC	1,521											
POXX06104337	TRINITY LEARNING CORP	9,312											
POXX06107978	TRON TEK INC	6,190											
POXX06106323	VIDEO MARKETING SYSTEMS INC	1,678											
POXX06107289	VIDEO MARKETING SYSTEMS INC	4,382											
POXX06104514	VWR INTERNATIONAL, INC.	14,164											
POXX06112735	WEBSTER & ASSOCIATES INC.	6,552					WEBSTER & ASSOCIATES INC.	White Female	6,552	100.00%			
	POLICE	520,897			0	0.00%			13,424	2.58%		0	0.00%
	PRISONS												
POXX06113405	AUDIO VIDEO REPAIR INCORPORATED	7,280											
POXX06104997	B AND L PROPANE AND ICE PRODUCTS	649											
POXX06107727	B K C INDUSTRIES INC	8,130											
POXX06107977	BERNSTEIN OFFICE MACHINE INC	3,392											
POXX06112370	BIKELINE OF PHILADELPHIA	12,024											
POXX06108703	BOB BARKER COMPANY INCORPORATED	23,290											
POXX06109864	BOB BARKER COMPANY INCORPORATED	17,925											
POXX06107332	BOB BARKER COMPANY INCORPORATED	4,838											
POXX06106393	BOWER PAPER & PACKAGING CO INC	7,190											
POXX06109818	CAMDEN BAG & PAPER COMPANY	5,512											
POXX06106221	CAMERA SHOP INC / VISUAL SOUND COMPANY	4,188											
POXX06112185	CHARTS INCORPORATED	2,530											
POXX06102443	CLEAN VENTURE INCORPORATED	4,000											
POXX06114350	COLLINGS CONTRACTING TECHNOLOGIES LLC	18,400											
POXX06113479	DIVERSIFIED SUPPLY/INTROL/RPM	635											
POXX06113842	DIXIE SALES COMPANY USA INC.	1,896											
POXX06103631	EAGLE MAINTENANCE SUPPLY, INC.	1,740					EAGLE MAINTENANCE SUPPLY, INC.	White Female	1,740	100.00%			
POXX06107872	EMERALD BUSINESS SUPPLY	930											
POXX06113396	ESSENTIAL ELECTRIC SUPPLY	13,806					ESSENTIAL ELECTRIC SUPPLY	White Female	13,806	100.00%			
POXX06107936	GALES INDUSTRIAL SUPPLY	692											
POXX06103594	INDEPENDENT HARDWARE INCORPORATED	7,891											
POXX06103606	INDEPENDENT HARDWARE INCORPORATED	3,960											
POXX06103610	INDEPENDENT HARDWARE INCORPORATED	1,612											
POXX06102505	INSINGER MACHINE COMPANY	2,158											

Document No.	Vendor Name	Amount	MBE	MBE Race	MBE Amount	MBE %	WBE	WBE Race	WBE Amount	WBE %	DS	DS Amount	DS %
POXX06105541	INTERSTATE WRAPPING PRODUCTS CO	2,128											
POXX06114659	JONES METAL PRODUCTS CO	5,160											
POXX06114667	JONES METAL PRODUCTS CO	4,680											
POXX06108054	MCCONNELL GROUP INC	1,298											
POXX06105816	NATIONAL MICROGRAPHICS INC	1,243											
POXX06106395	OUTWATER HARDWARE CORPORATION	11,763											
POXX06106799	OUTWATER HARDWARE CORPORATION	9,845											
POXX06108742	PARA SCIENTIFIC COMPANY	2,727											
POXX06116372	PENNSYLVANIA POLICE SUPPLY INC	804											
POXX06109797	PENNSYLVANIA POLICE SUPPLY INC	7,203											
POXX06104044	PLATO LEARNING INC	13,300.00											
POXX06114069	PRECISION DYNAMICS CORPORATION	13,770.00											
POXX06116093	S D M & ASSOCIATES INC	4,175					S D M & ASSOCIATES INC	African American Female	4,175	100.00%			
POXX06109801	SELECTO FLASH SAFETY INC	9,100	SELECTO FLASH SAFETY INC	African American Male	9,100	100.00%							
POXX06105278	SPARTAN TOOL L L C	2,220											
POXX06111126	SPORT VENDING LLC	2,695	SPORT VENDING LLC	African American Male	2,695	100.00%							
POXX06105364	SWOFFORD INC	5,762											
POXX06106900	TIME & PARKING CONTROLS	4,110											
POXX06114968	TITAN INDUSTRIAL SUPPLY CO INC	1,472											
POXX06103431	TRI R INCORPORATED	16,268.00											
POXX06103546	TRI R INCORPORATED	7,576											
POXX06115724	UNIFORMS MANUFACTURING COMPANY INC	20,965.00											
POXX06107786	VALLEY WASHERS INC	2,348											
	PRISONS	305,280			11,795	3.86%			19,721	6.46%		0	0.00%
	PROCUREMENT												
POXX06101997	MODE MODERNE INC	750											
	PROCUREMENT	750			0	0.00%			0	0.00%		0	0.00%
	PROPERTY, DEPARTMENT OF PUBLIC												
POXX06107854	ARTMARK FABRICS CO INC	19,170											
POXX06104785	CAVALIER TELEPHONE MID ATLANTIC LLC	22,000											
POXX06115948	CORECOMM ATX INC	8,511											
POXX06108171	LORBER J COMPANY	1,480											
POXX06112365	MERCHANTVILLE OVERHEAD DOOR CO INC	3,463											
POXX06108334	MOTOROLA COMMUNICATIONS & ELECTRONICS	11,985											
POXX06115328	STELWAGON ROOFING SUPPLY INC	7,641	STELWAGON ROOFING SUPPLY INC	White Female	7,641	100.00%							
POXX06114644	TEXAS DIGITAL SYSTEMS INC	4,063											
POXX06108591	THE LERRO CORPORATION	9,424											
	PROPERTY, DEPARTMENT OF PUBLIC	87,737			0	0.00%			7,641	8.71%		0	0.00%
	RECORDS												
POXX06107337	ALPHA SUM BUSINESS MACHINES	450											
POXX06106204	AUDIO VIDEO REPAIR INCORPORATED	2,325											
POXX06117559	BELFOR USA GROUP, INC.	2,000											
POXX06117560	BELFOR USA GROUP, INC.	25,000											
POXX06115775	BERNSTEIN OFFICE MACHINE INC	1,980											
POXX06115723	DECISIVE BUSINESS SYSTEMS INC	5,765											
POXX06114451	G A BLANCO AND SONS INCORPORATED	4,925											
POXX06111147	EASTMAN KODAK COMPANY	5,198											
POXX06112823	NATIONAL MICROGRAPHICS SYSTEMS, INC.	9,971											
POXX06102630	RISO INCORPORATION	5,385											
POXX06103634	WEBBCAM LLC	3,470											
	RECORDS	66,469			0	0.00%			0	0.00%		0	0.00%
	RECREATION												
POXX06114983	503 CORPORATION	18,132	503 CORPORATION	Hispanic Male	18,132	100.00%							
POXX06116790	A & A GLOVE & SAFETY CO	2,310	A & A GLOVE & SAFETY CO	Hispanic Female	2,310	100.00%							
POXX06116475	A & A GLOVE & SAFETY CO	345	A & A GLOVE & SAFETY CO	Hispanic Female	345	100.00%							
POXX06116876	A & A GLOVE & SAFETY CO	668	A & A GLOVE & SAFETY CO	Hispanic Female	668	100.00%							
POXX06113759	ADOLPH KIEFER & ASSOCIATES	2,830											
POXX06115170	ALPHA OFFICE SUPPLIES INCORPORATED	3,186	ALPHA OFFICE SUPPLIES INCORPORATED	African American Male	3,186	100.00%							
POXX06106465	AMERICAN ENERGY RESTAURANT EQUIPMENT LLC	1,965											
POXX06105633	ATD-AMERICAN COMPANY	1,894											
POXX06114567	BERNSTEIN OFFICE MACHINE INC	9,693											

Document No.	Vendor Name	Amount	MBE	MBE Race	MBE Amount	MBE %	WBE	WBE Race	WBE Amount	WBE %	DS	DS Amount	DS %
POXX0611154	BERNSTEIN OFFICE MACHINE INC	476											
POXX06110548	BKM RESOURCES INC	14,076											
POXX06113724	BKM RESOURCES INC	7,314											
POXX06108709	BODACIOUS GIFT PROMOTIONS	8,524					BODACIOUS GIFT PROMOTIONS	African American Female	8,524	100.00%			
POXX06103442	CATERING BY MARIOS	17,831											
POXX06115383	COLLEGIATE PACIFIC	1,960											
POXX06106028	COLLEGIATE PACIFIC	6,400											
POXX06104573	COLONIAL ELECTRICAL SUPPLY	3,000											
POXX06103105	CRUZ, INC.	20,900	CRUZ, INC.	Hispanic Female	20,900	100.00%							
POXX06115990	DONATO SPAVENTA & SONS INCORPORATED	5,000											
POXX06113727	EAGLE MAINTENANCE SUPPLY, INC.	8,161					EAGLE MAINTENANCE SUPPLY, INC.	White Female	8,161	100.00%			
POXX06114562	ESSBAR EQUIPMENT COMPANY	1,017											
POXX06108948	FLAGHOUSE INCORPORATED	4,811											
POXX06109122	GEPPERT BROTHERS INCORPORATED	3,500											
POXX06108630	GOPHER SPORT & PLAY WITH A PURPOSE	1,638											
POXX06113628	INDEPENDENT HARDWARE INCORPORATED	894											
POXX06116844	INK ON PAPER INC	1,800											
POXX06105850	KONICA MINOLTA BUSINESS SOLUTION USA INC	1,148											
POXX06105852	KONICA MINOLTA BUSINESS SOLUTION USA INC	500											
POXX06115418	MIFFLIN VALLEY INC	1,388											
POXX06115875	MIFFLIN VALLEY INC	1,755											
POXX06115888	MIFFLIN VALLEY INC	1,877											
POXX06116018	MIFFLIN VALLEY INC	6,552											
POXX06116803	MIFFLIN VALLEY INC	5,522											
POXX06113882	RECREATION SUPPLY CO INC	15,974											
POXX06115171	RECREATION SUPPLY CO INC	899											
POXX06116150	RECREATION SUPPLY CO INC	8,070											
POXX06116279	RECREATION SUPPLY CO INC	5,145											
POXX06113703	RECREATION SUPPLY CO INC	8,618											
POXX06116719	RECREONICS INCORPORATED	3,038											
POXX06105609	RELIPRO	792											
POXX06113143	ROBERTS BROTHERS LLC	576											
POXX06109190	ROBERTS BROTHERS LLC	8,158											
POXX06109344	ROBERTS BROTHERS LLC	3,225											
POXX06113140	S & S ARTS AND CRAFTS	6,144											
POXX06113726	S W FOOD SERVICE COMPANY	1,145	S W FOOD SERVICE COMPANY	African American Male	1,145	100.00%							
POXX06106462	S W FOOD SERVICE COMPANY	1,253	S W FOOD SERVICE COMPANY	African American Male	1,253	100.00%							
POXX06103124	SHOWTIME RENTALS LLC	20,400											
POXX06105810	SINGER EQUIPMENT COMPANY INC	1,457											
POXX06116667	SPORT SUPPLY GROUP INC	1,450											
POXX06116684	SPORT SUPPLY GROUP INC	7,606											
POXX06106030	SPORT SUPPLY GROUP INC	11,807											
POXX06108590	SPORT SUPPLY GROUP INC	3,798											
POXX06111103	STATE GLASS & UPHOLSTERY INC.	900											
POXX06115366	T N T AMUSEMENTS	22,984											
POXX06105764	T N T AMUSEMENTS	11,192											
POXX06116846	TICKET CRAFT LLC	6,033											
POXX06114666	TRANSAMERICAN OFFICE FURNITURE INC	1,459											
POXX06116782	ZEVCO MEDICAL PRODUCTS INC	2,140											
POXX06113520	ZEVCO MEDICAL PRODUCTS INC	843											
	RECREATION	322,173			47,939	14.88%			16,685	5.18%		0	0.00%
	REVENUE												
POXX06102915	CUMMINS ALLISON CORPORATION	1,348											
POXX06107434	CUMMINS ALLISON CORPORATION	698											
POXX06104988	E THOMAS BRETT BUSINESS MACHINES INC	660											
POXX06116723	HORIZON TECHNICAL SYSTEMS INC	16,250											
POXX06103970	HORIZON TECHNICAL SYSTEMS INC	10,080											
POXX06106590	J & B SOFTWARE INC	24,990											
POXX06104282	LANIER WORLDWIDE INCORPORATED	2,557											
POXX06103585	NCR CORPORATION	2,970											
POXX06114216	NCR CORPORATION	970											
POXX06116523	OPEX CORPORATION	21,186											
POXX06102928	P T C BANKING SYSTEMS INC	6,250											
POXX06104926	SOLAR SYSTEMS & PERIPHERALS INC	18,642											

Document No.	Vendor Name	Amount	MBE	MBE Race	MBE Amount	MBE %	WBE	WBE Race	WBE Amount	WBE %	DS	DS Amount	DS %
POXX06112420	THE PROTECTION BUREAU INCORPORATED	5,726											
POXX06113570	THE PROTECTION BUREAU INCORPORATED	5,726											
POXX06106714	UNISYS CORPORATION	18,120											
POXX06102713	UNISYS CORPORATION	11,985											
POXX06109527	VEREEN MARKETING GROUP INC	625											
POXX06111857	WALZ SECURED OUT SOURCING LLC	5,120											
	REVENUE	153,903			0	0.00%			0	0.00%		0	0.00%
	STREETS												
POXX06115595	AIM ELECTRONICS INCORPORATED	1,810											
POXX06112630	AIRMATIC INCORPORATED	9,598											
POXX06105171	ANVIL ATTACHMENTS, LLC	14,400											
POXX06116089	APPLIED SWEEPERS INC	24,250											
POXX06113586	B K C INDUSTRIES INC	1,341											
POXX06115657	BANDY COMPANY	2,487											
POXX06104906	CRUZ INC	19,800	Hispanic Male		19,800	100.00%							
POXX06116038	DIXIE SALES COMPANY USA INC.	1,440											
POXX06115457	ELISHA WEBB & SON COMPANY	7,450											
POXX06116904	ELM TECHNOLOGIES INC	20,500											
POXX06113304	EVANS SUPPLIERS COMPANY INCORPORATED	335	African American Male		335	100.00%							
POXX06112657	GALES INDUSTRIAL SUPPLY	9,504											
POXX06115895	HARKINS & HARKINS MECHANICAL SVCS INC	10,875					HARKINS & HARKINS MECHANICAL SVCS INC	White Female	10,875	100.00%			
POXX06115656	MAZER WHOLESALE INC	1,980											
POXX06115361	PATCH MANAGEMENT INC	13,076											
POXX06111452	R F DESIGN & INTEGRATION INC	3,000					R F DESIGN & INTEGRATION INC	White Female	3,000	100.00%			
POXX06116900	STRESS TEK INC	9,520											
POXX06115563	THERMO EBERLINE	1,800											
POXX06114759	VANGUARD DIRECT	250											
POXX06115356	W L SNOOK & ASSOCIATES INC	3,456											
	STREETS	156,872			20,135	12.84%			13,875	8.84%		0	0.00%
	WATER DEPARTMENT												
POXX06113356	503 CORPORATION	19,703	Hispanic Male		19,703	100.00%							
POXX06108726	A DAIGGER & COMPANY INCORPORATED	1,712											
POXX06104877	ABBONIZIO TRANSFER INC	1,800											
POXX06114449	ACADEMY HARDWARE INC	749											
POXX06114432	ACCOMODATION MOLLEN INC	3,162											
POXX06116897	ADVANCED AUDIO VISUAL	11,326											
POXX06112498	ADVANCED INTEGRATION GROUP INC	20,700					ADVANCED INTEGRATION GROUP INC	White Female	20,700	100.00%			
POXX06115874	ADVANCED INTEGRATION GROUP INC	2,170					ADVANCED INTEGRATION GROUP INC	White Female	2,170	100.00%			
POXX06107364	AFFORDABLE OFFICE FURNITURE INC	4,780											
POXX06100652	AGILENT TECHNOLOGIES INC	1,201											
POXX06105501	AIRMATIC INCORPORATED	870											
POXX06107720	AIRMATIC INCORPORATED	3,057											
POXX06110368	AIRMATIC INCORPORATED	1,364											
POXX06110978	AIRMATIC INCORPORATED	702											
POXX06112740	AIRMATIC INCORPORATED	3,083											
POXX06112747	AIRMATIC INCORPORATED	2,409											
POXX06112752	AIRMATIC INCORPORATED	2,391											
POXX06114448	AIRMATIC INCORPORATED	1,299											
POXX06115109	AIRMATIC INCORPORATED	18,370											
POXX06116629	AIRMATIC INCORPORATED	1,494											
POXX06110873	ALTOHARE PRECAST INC	9,500											
POXX06112600	APEX PINNACLE INCORPORATED	23,305											
POXX06112725	APEX PINNACLE INCORPORATED	6,768											
POXX06110979	APEX PINNACLE INCORPORATED	3,555											
POXX06112755	APEX PINNACLE INCORPORATED	992											
POXX06105514	APEX PINNACLE INCORPORATED	5,145											
POXX06110977	ASSOCIATED BLDG SPECIALTIES	3,580											
POXX06111664	ATLANTIS MARINE CORP	22,964											
POXX06105673	B K C INDUSTRIES INC	732											
POXX06105915	B T F PTY LTD	8,920											
POXX06110688	BANDY COMPANY	1,525											
POXX06110980	BANDY COMPANY	7,680											
POXX06105503	BANDY COMPANY	1,050											

Document No.	Vendor Name	Amount	MBE	MBE Race	MBE Amount	MBE %	WBE	WBE Race	WBE Amount	WBE %	DS	DS Amount	DS %
POXX06105517	BANDY COMPANY	10,540											
POXX06107736	BANDY COMPANY	2,335											
POXX06112743	BERNSTEIN OFFICE MACHINE INC	1,100											
POXX06112748	BILCO WIRE ROPE & SUPPLY CORP	1,446											
POXX06107728	BILCO WIRE ROPE & SUPPLY CORP	1,779											
POXX06115857	BOMARK INSTRUMENTS INCORPORATED	23,969											
POXX06116237	CARDINAL SUPPLY INC	2,080					CARDINAL SUPPLY INC	White Female	2,080	100.00%			
POXX06112366	CHEMTRAC SYSTEMS INC	23,000											
POXX06112128	CHICAGO-SOFT, LTD.	2,400											
POXX06111744	COLLINGS CONTRACTING TECHNOLOGIES LLC	2,725											
POXX06113044	CRANE AMERICA SERVICES	3,450											
POXX06107381	CRUZ INC	8,000		Hispanic Male	8,000	100.00%							
POXX06108337	D P BROWN COMPANY	4,995											
POXX06116628	DEL VAL MECHANICAL SPECIALISTS INC.	10,600		Asian Male	10,600	100.00%							
POXX06112750	DEL VAL MECHANICAL SPECIALISTS INC.	1,017		Asian Male	1,017	100.00%							
POXX06107730	DEL VAL MECHANICAL SPECIALISTS INC.	1,640		Asian Male	1,640	100.00%							
POXX06108624	DIONEX CORPORATION	14,000											
POXX06116854	DLT SOLUTIONS INC	21,844											
POXX06113980	DLT SOLUTIONS INC	2,508											
POXX06115871	DLT SOLUTIONS INC	777											
POXX06108496	DOALL GLOBAL INDUSTRIAL SUPPLY CO	13,795											
POXX06108511	DOALL GLOBAL INDUSTRIAL SUPPLY CO	6,116											
POXX06114219	ECO TEC INC	9,795											
POXX06109037	EHRlich DISTRIBUTION	7,414											
POXX06100592	EIBEN & ASSOCIATES	3,193											
POXX06105502	ELISHA WEBB & SON COMPANY	550											
POXX06106647	EMERALD BUSINESS SUPPLY	2,112											
POXX06101835	ENGSOFT SOLUTIONS	2,350											
POXX06117709	F AND R SALES	1,603											
POXX06105509	FERGUSON ENTERPRISES INC	2,445											
POXX06113380	G M H ASSOCIATES OF AMERICA INC	13,695											
POXX06113995	G T & S INC	1,500											
POXX06112734	G T & S INC	3,900											
POXX06113623	GALES INDUSTRIAL SUPPLY	2,865											
POXX06116626	GALES INDUSTRIAL SUPPLY	1,208											
POXX06112744	GALES INDUSTRIAL SUPPLY	4,460											
POXX06105436	GALES INDUSTRIAL SUPPLY	6,100											
POXX06109049	GALES INDUSTRIAL SUPPLY	2,034											
POXX06116366	GARYS PERENNIALS LLC	22,848											
POXX06108777	GEORGE S COYNE CHEMICAL COMPANY INC	7,905											
POXX06116084	GLOBE ELECTRIC COMPANY INCORPORATED	8,216		Hispanic Male	8,216	100.00%							
POXX06108174	HEWITT ENVIRONMENTAL	12,300											
POXX06112490	HISCO INCORPORATED	10,233											
POXX06115951	INDEPENDENT HARDWARE INCORPORATED	4,337											
POXX06108513	INDEPENDENT HARDWARE INCORPORATED	494											
POXX06109053	INSTRUMENTATION TECHNICAL SERVICES INC	5,604											
POXX06108001	TELEDYNE ISCO INC	10,326											
POXX06110692	J. T. SEELEY & COMPANY, INC.	17,346											
POXX06109842	JOSEPH G POLLARD COMPANY	12,736											
POXX06110514	K I A ENTERPRISES INC	6,239					K I A ENTERPRISES INC	African American Female	6,239	100.00%			
POXX06101845	KINGWOOD DIAGNOSTICS LLC	5,400											
POXX06108221	KRATZ SUPPLY	3,706											
POXX06116627	LAB SAFETY SUPPLY INCORPORATED	1,690											
POXX06106751	LEM PRODUCTS INC.	18,390											
POXX06115855	LONGO ELECTRICAL MECHANICAL INC	3,802											
POXX06110931	LYTROD SOFTWARE INC	2,250											
POXX06114662	M W H SOFT INC	6,000											
POXX06102540	M W H SOFT INC	6,000											
POXX06102093	MADISON INSTRUMENTS INCORPORATED	1,375											
POXX06111120	MCCONNELL GROUP INC	6,282											
POXX06108512	MIDWEST SHOP SUPPLIES INC	2,767											
POXX06113126	MULTI-MEASUREMENTS	17,440											
POXX06115882	MULTI-MEASUREMENTS	13,998											
POXX06112724	MULTI-MEASUREMENTS	2,088											
POXX06113063	MULTI-MEASUREMENTS	2,850											

Document No.	Vendor Name	Amount	MBE	MBE Race	MBE Amount	MBE %	WBE	WBE Race	WBE Amount	WBE %	DS	DS Amount	DS %
POXX06113141	MULTI-MEASUREMENTS	6,450											
POXX06108599	MULTI-MEASUREMENTS	3,832											
POXX06109217	N & N SUPPLY CO	4,400											
POXX06108794	NEW DRAULIC TOOLS INC	12,211											
POXX06115826	NORTH EAST TECHNICAL SALES INC	19,952											
POXX06116474	NORTH EAST TECHNICAL SALES INC	8,750											
POXX06104544	OCE	9,133											
POXX06114333	PORT SUPPLY	4,062											
POXX06109389	PRECISION FILTRATION PRODUCTS	20,456											
POXX06113435	PRECISION TIME SYSTEMS	6,951											
POXX06116306	PRECISION TIME SYSTEMS	6,187											
POXX06112731	PROCESS TECHNOLOGIES INC	2,622											
POXX06116099	Q S G I	7,440											
POXX06116182	R SCHEINERT & SON INCORPORATED	6,527											
POXX06111304	RICKLY HYDROLOGICAL CO	14,585											
POXX06105681	ROBINS INDUSTRIAL & BUILDING SUPPLIES IN	2,439					ROBINS INDUSTRIAL & BUILDING SUPPLIES INC	African American Female	2,439	100.00%			
POXX06109054	ROBINS INDUSTRIAL & BUILDING SUPPLIES IN	12,708					ROBINS INDUSTRIAL & BUILDING SUPPLIES INC	African American Female	12,708	100.00%			
POXX06115866	RADIO TRACTOR SALES INCORPORATED	2,198											
POXX06108491	S D M & ASSOCIATES INC	12,921					S D M & ASSOCIATES INC	African American Female	12,921	100.00%			
POXX06111738	S W FOOD SERVICE COMPANY	2,108	S W FOOD SERVICE COMPANY	African American Male	2,108	100.00%							
POXX06106483	S W FOOD SERVICE COMPANY	974	S W FOOD SERVICE COMPANY	African American Male	974	100.00%							
POXX06106484	S W FOOD SERVICE COMPANY	950	S W FOOD SERVICE COMPANY	African American Male	950	100.00%							
POXX06107367	S W FOOD SERVICE COMPANY	1,555	S W FOOD SERVICE COMPANY	African American Male	1,555	100.00%							
POXX06115941	SCALES AIR COMPRESSOR CORP	1,215											
POXX06101914	SCIENTIFIC SOFTWARE	2,400											
POXX06113843	SCIENTIFIC SOFTWARE GROUP	2,459											
POXX06101939	SHIMADZU SCIENTIFIC INSTRUMENTS INC	7,342											
POXX06107907	SMITH ROOT INC	4,205											
POXX06108729	SPIKES TROPHIES	3,056											
POXX06107733	SPORTS VENDING, LLC	20,475	SPORTS VENDING, LLC	African American Male	20,475	100.00%							
POXX06114440	STAUFFER MANUFACTURING COMPANY	762											
POXX06101775	TEKMAR COMPANY	7,430											
POXX06104494	TEKRIB	2,520											
POXX06101989	THERMO ELECTRON NORTH AMERICA LLC	6,877											
POXX06102102	THERMO ELECTRON NORTH AMERICA LLC	1,425											
POXX06109507	THOMAS SCIENTIFIC	15,430											
POXX06112243	TRI STATE FIRE PROTECTION INCORPORATED	4,951											
POXX0610721	V J SUPPLY INC.	6,386	V J SUPPLY INC.	Asian Male	6,386	100.00%							
POXX06105508	V J SUPPLY INC.	3,467	V J SUPPLY INC.	Asian Male	3,467	100.00%							
POXX06109028	V J SUPPLY INC.	4,904	V J SUPPLY INC.	Asian Male	4,904	100.00%							
POXX06107731	WATERWARE CORPORATION	17,450											
POXX06110974	WATERWARE CORPORATION	13,260											
POXX06111296	WEBSTER & ASSOCIATES INC.	2,126					WEBSTER & ASSOCIATES INC.	White Female	2,126	100.00%			
POXX06108548	WILLIER ELECTRIC MOTOR CO INC	3,297											
POXX06106927	WINDERCO INC	7,251											
	WATER DEPARTMENT	944,113			89,994	9.53%			61,383	6.50%		0	0.00%
	Grand Total	4,839,342			278,957	5.76%			321,785	6.65%		0	0.00%

CITY OF PHILADELPHIA
MINORITY BUSINESS ENTERPRISE COUNCIL
 NEIGHBORHOOD TRANSFORMATION INITIATIVE (NTI)
 SMALL DEMOLITION BID PACKAGES
 NTI DEMOLITION BIDS UNDER \$500,000

AS OF FEBRUARY 28, 2007

	DOLLAR AMOUNT	PERCENTAGES
SMALL DEMOLITION BID PACKAGES:		
TOTAL FOR ALL CONTRACTS:	<u>\$2,507,637.00</u>	
MINORITY-OWNED BUSINESS AWARD AMOUNTS:	<u>\$1,020,011.00</u>	<u>40.68%</u>
WOMEN-OWNED BUSINESS AWARD AMOUNTS:	<u>\$628,598.00</u>	<u>25.07%</u>

	DOLLAR AMOUNT	PERCENTAGES
NTI BIDS UNDER \$500,000:		
TOTAL FOR ALL CONTRACTS:	<u>\$5,205,187.00</u>	
MINORITY-OWNED BUSINESS AWARD AMOUNTS:	<u>\$678,655.00</u>	<u>13.04%</u>
WOMEN-OWNED BUSINESS AWARD AMOUNTS:	<u>\$618,292.00</u>	<u>11.88%</u>

CITY OF PHILADELPHIA
MINORITY BUSINESS ENTERPRISE COUNCIL
 NEIGHBORHOOD TRANSFORMATION INITIATIVE (NTI)
 SMALL DEMOLITION BID PACKAGES

AS OF FEBRUARY 2007
 DETAIL PAGE

SMALL DEMOLITION PACKAGE BIDS

THESE BIDS WERE MARKED "SMALL DEMOLITION PACKAGE" BY THE PROCUREMENT DEPARTMENT

FIRM NAME	MBEC CERTIFICATION STATUS	BID NO.	BID NAME	PRIME APPROVED TO DATE PAYMENT	MBE %	WBE%
SITE CONTRACTORS INC	WBE	S5Z51110-050276	PASCHALL AREA	\$628,598.00		25.07%
LP GROUP2		S5Z50980-05290	SAYBROOK	\$53,634.00		
RAY'S HOME REPAIR	MBE	S5Z51140-50364	FARSON AREA	\$236,769.00	9.44%	
MAIN LINE PAVING CO INC		S5Z51250-050365	DEARBORN	\$87,300.00		
MAIN LINE PAVING CO INC		S5Z51440-050366	EAST SUSQUEHANNA	\$42,850.00		
MAIN LINE PAVING CO INC		S5Z51510-050424	BROOKLYN ST. A	\$72,929.00		
LP GROUP2		S5Z51680-050452	ASPEN ST	\$102,577.00		
RAY'S HOME REPAIR	MBE	S5Z51520-050463	BROOKLYN ST. B	\$41,671.00	1.66%	
W & W	MBE	S5Z51750-050532	BALTIMORE AVE	\$52,520.00	2.09%	
GRACIE CORP		S5Z51030-050311	FALLON & HANSON	\$59,055.00		
EUGENE PULLINS	MBE	S5Z51940-060078	CHESTNUT ST	\$253,185.00	10.10%	
EUGENE PULLINS	MBE	S5Z51760-050524	NORTH 52ND ST	\$147,462.00	5.88%	
LP GROUP2		S5Z51770-060079	NORTH 12TH ST	\$191,761.00		
HART ENTERPRISES & ASSOCS	MWBE	S6Z51990-060135	FALLON & PASCHALL	\$108,755.00	4.34%	
HART ENTERPRISES & ASSOCS	MWBE	S6Z51970-060134	HANSON ST	\$44,265.00	1.77%	
RAY'S HOME REPAIR	MBE	S6Z52390-060322	NORTH 10TH ST	\$135,384.00	5.40%	
JPC GROUP INC		S6Z52400-060325	RINGGOLD	\$248,922.00		
TOTAL				\$2,507,637.00	40.68%	25.07%

SMALL BIDS UNDER \$500,000:

FIRM NAME	MBEC CERTIFICATION STATUS	BID NO.	BID NAME	PRIME APPROVED TO DATE PAYMENT	MBE %	WBE%
REDBALL		S2Z47250	STRAWBERRY MASION	\$327,260.00		
REDBALL		S3Z47300-30397	FRANKFORD AREA	\$243,635.00		
JPC GROUP INC		S3Z47350-30577	NORTHEAST AREA	\$118,879.00		
MAZZOCCHI		Z4741-C30583	TIOGA AREA B	\$163,543.00		
MAZZOCCHI		Z4741-C30583	TIOGA AREA C	\$220,057.00		
MAZZOCCHI		Z4741-C30583	TIOGA AREA D	\$152,011.00		
MAZZOCCHI		Z4741-C30583	TIOGA AREA E	\$228,150.00		
MOLLY	WBE	S3Z47410-A30584	TIOGA AREA F	\$277,690.00		5.33%
JPC GROUP INC		S3Z48480-30705	CROSS GREENWICH	\$146,745.00		
JPC GROUP INC		S4Z48610-40201	EAST GERMANTOWN	\$340,194.00		
MOLLY	WBE	S4Z48620-40202	BROAD & LEHIGH	\$284,602.00		5.47%
NELLO CONSTRUCTION INC		S4Z49440-040551-040550	5900 MARKET ST	\$112,208.00		
MOLLY	WBE	S4Z49860-040558	58TH & WILLOW STS	\$56,000.00		1.08%
LP GROUP2		S4Z49880-040563	PEACH & RUBY	\$91,612.00		
LP GROUP2		S4Z49900-040565	LINDENWOOD	\$141,222.00		
LP GROUP2		S4Z49870-040559	SALFORD & BEAUMONT S	\$90,255.00		
LP GROUP2		S4Z49890-040564	CHESTER AVE	\$72,810.00		
JPC GROUP INC		S5Z51080-050227	MILL CREEK 2	\$220,466.00		
GRACIE CORP		S5Z51020-050320	GRAYS FERRY SOUTH	\$310,711.00		
JPC GROUP INC		S5Z51430-050424	LOGAN TRIANGLE	\$317,285.00		
JPC GROUP INC		S5Z51910-050536	CB MOORE 2	\$379,158.00		
EUGENE PULLINS	MBE	S6Z52090-060182	MILL CREEK 3	\$143,370.00	2.75%	
LP GROUP2		S6Z52130-060203	PRADERA AREA	\$209,140.00		
USA ENVIRONMENTAL MNGMT	MBE	S6Z52500-060365	WISTER	\$280,887.00	5.40%	
USA ENVIRONMENTAL MNGMT	MBE	S6Z52510-60366	LOWER MORTON	\$254,398.00	4.89%	
JPC GROUP INC		S7Z53170-070209	SAFER STS EAST	\$13,105.00		
JPC GROUP INC		S7Z53210-070256	CB MOORE 3	\$9,794.00		
TOTAL				\$5,205,187.00	13.04%	11.88%

**City of Philadelphia
Minority Business Enterprise Council**

**Board of Pensions and Retirement
Investment Fees
FY2006**

Manager Fee Summaries

Domestic Active Equity Managers	PRIME \$	MBE \$	WBE \$	DSBE \$
Aronson+Johnson+Ortiz	\$553,187.00			
J. W. Seligman	\$60,344.00			
Turner Investment Partners - SCG	\$504,213.58			
Chicago Equity Partners	\$228,450.56			
Cooke & Bieler	\$456,737.00			
Turner Investment Partners- Midcap	\$514,753.74			
Wellington Midcap	\$472,323.40			
Lord Abbett	\$515,496.71			
Ark Asset Management	\$481,332.00			
Seneca Capital Management*	\$4,382.04			
New York Life	\$472,946.44			
Bridgewater	\$675,655.31			
First Quadrant	\$553,177.00			
Wells Capital Management	\$518,670.62			
Navellier	\$272,091.11			
Emerald	\$250,954.25			
Boston Partners	\$496,183.51			
Wells Small Cap	\$519,512.41			
Wellington LCV	\$459,786.67			
Total Domestic Equity	\$8,010,197.35			
International Active Equity Managers				
Mondrian	\$968,889.28			
Philadelphia International	\$726,694.73			
Fidelity International	\$511,917.00			
Total International Equity	\$2,207,501.01			
Total Active Equity	\$10,217,698.36			
Active Fixed Income Managers				
Fidelity	\$225,631.00			
Deutsche Asset Management	\$592,579.79			
Lord Abbett Convertibles	\$158,643.09			
Aberdeen	\$277,285.09			
Western TIPS	\$204,916.40			
Western Asset	\$494,728.92			
Total Active Fixed Income	\$1,953,784.29			
Passively Managed Funds				
Northern Trust - LBA Index	\$82,269.81			
Northern - EAFE Index	\$133,471.33			
Northern- Russell 1000 Value Index	\$24,638.37			
Northern- Russell 1000 Growth Index	\$62,634.25			
Northern- Russell 2000 Value Index	\$216.29			
Northern- Russell 2000 Growth Index	\$11,612.64			
Total Passively Managed Funds	\$314,842.69			

City of Philadelphia
Minority Business Enterprise Council

Board of Pensions and Retirement
Investment Fees FY2006

Manager Fee Summaries

<i>Domestic Active Equity Managers</i>	<i>PRIME \$</i>	<i>MBE \$</i>	<i>WBE \$</i>	<i>DSBE \$</i>
<i>Tactical Asset Allocation</i>				
Mellon Capital	\$655,887.91			
Total TAA	\$655,887.91			
Total Manager Fees	\$13,142,213.25			
<i>Computer</i>				
Bloomberg	\$28,135.13			
eVestment	\$15,000.00			
Plexus Group	\$49,000.00			
Covad	\$3,089.45			
Zephyr	\$15,000.00			
<i>Consultants</i>				
Capital Prospects*	\$499,828.68			
CRA RogersCasey	\$302,674.29			
FIS General Consultancy*	\$287,500.00			
Franklin Park	\$200,000.00			
IRRC	\$55,950.00			
PFM Advisors**	\$530,945.89			
<i>Custodian</i>				
State Street	\$1,089,216.15			
Total Comp/Consult/Cust/Misc.	\$3,076,339.59			
Total Fees Paid	\$16,218,552.84	\$0.00	\$0.00	\$0.00

City of Philadelphia
Board of Pensions and Retirement

Minority Business Enterprise Council	PE Fees	FY2006	FY2006	FY2006
FUND NAME	Prime \$	MBE \$	WBE \$	DSBE \$
Ascend I*	\$62,488			
Bachow III	\$39,910			
Bay XI	\$370,016			
Behrman III	\$146,544			
Blackstone IV	\$3,171			
Blackstone V	\$127,532			
Castile III	\$0			
Columbia II	\$13,093			
Columbia III	\$133,867			
ESP I	\$229,885			
ESP II	\$141,924			
Fairview II*	\$74,698			
Fairview III*	\$49,541			
Falcon I*	\$169,138			
Fenway II	\$55,059			
Green IV	\$30,450			
GS Capital*	\$0			
ICV II	\$427,726			
Keystone IV	\$0			
Keystone V	\$0			
Kohlberg V	\$145,905			
Levmark	\$0			
Lindsay Goldberg & Bessemer	\$64,526			
Littlejohn III	\$238,429			
LLR I	\$197,577			
LLR II	\$200,000			
Meridian I	\$23,871			
Merion	\$111,193			
MSVP 2002	\$129,032			
MSVP IV	\$75,000			
Nogales I*	\$104,320			
Nogales II	\$0			
OCM Opps. III	\$28,745			
OCM Opps. IV	\$27,952			
PA Early Stage III	\$75,000			
Pharos Capital II*	\$70,035			
Platinum Equity	\$31,574			
Quaker BioVentures	\$250,000			
Retail Initiative	\$22,642			
SCP I	\$58,868			
SCP II	\$296,522			
Sterling Capital II	\$493,456			
TCW/Crescent II	\$23,481			
TCW/Crescent III	\$209,430			
TH Lee IV	\$32,156			
TH Lee V	\$17,244			
Thomas Weisel	\$121,858			
TL I	\$0			
TL II	\$51,841			
TL V	\$193,486			
TPG II	\$42,595			
TPG III	\$0			
Veritas III	\$298,324			
Wellspring IV	\$181,914			
Wicks Comm. & Media III	\$316,283			
Total	\$6,208,300	\$0	\$0	\$0

City of Philadelphia
Minority Business Enterprise Council

Finance
Bond Issue Fees

Tax and Revenue Anticipation Notes, Series 2005A, 7/13/05			
	Maj. Fee	MBE Fee	WBE Fee
Bond Counsel			
Dilworth Paxson	60,000		
Jettie Newkirk		30,000	
Underwriter's Counsel			
Kleinbard Bell & Brecker	55,000		
Leon Tucker	30,000		
Financial Advisor			
PFM	45,000		
PG Corbin	45,000		
Underwriter(s)			
Wachovia National Bank	158,366		
PNC Capital Markets	29,744		
Jackson Securities	20,780		
Banc of Americas Securities	34,748		
Cabrera Capital		15,400	
Merrill Lynch & Co	47,023		
N.D. Meyer & Co.	2,940		
Total Counsel Fees	265,000	30,000	0
Total FA Fees	90,000		0
Total Underwriting Fees	309,001	15,400	0
Total Relevant Fees	664,001	45,400	0
Total Relevant Fees + Other Fees	745,351	45,400	0
		6.09%	0.00%
*Fees exclude expenses			

PAID, Library Revenue Bonds, Series 2005, 8/2/05			
	Maj. Fee	MBE Fee	WBE Fee
Bond Counsel			
Blank Rome	125,000		
Underwriter's Counsel			
Booth & Tucker		55,000	
Trustee's Counsel			
Jettie Newkirk			10,000
Authority's Counsel			
Stradley Ronon	79,556		
Financial Advisor			
Phoenix Capital	65,000		
Underwriter(s)			
RBC Dain Rauscher	71,244		
Total Counsel Fees	269,556	55,000	10,000
Total FA Fees	65,000	0	0
Total Underwriting Fees	71,244	0	0
Total Relevant Fees	405,800	55,000	10,000
Total Relevant Fees + Other Fees	487,221	55,000	10,000
		11.29%	2.05%
*Fees exclude expenses			

City of Philadelphia
Minority Business Enterprise Council

Finance
Bond Issue Fees

Airport Revenue Bonds, Series 2005A, 8/4/05			
	Maj. Fee	MBE Fee	WBE Fee
Bond Counsel			
Saul Ewing	135,000		
Denise Smyler	50,000		
Underwriter's Counsel			
Obermayer	85,000		
White & D'Elia	35,000		
Trustee's Counsel			
Wolf Block	10,500		
Special Counsel			
Blank Rome	50,000		
Financial Advisor			
First Southwest	77,000		
Phoenix Capital	75,000		0
Underwriter(s)			
Bear Sterns	187,826		
Jackson Securities	22,682		
Goldman Sachs	62,547		
Cabrera Capital Markets		4,689	
Morgan Stanley	53,038		
Siebert Brandford Shank	49,663		
Total Counsel Fees	365,500	0	0
Total FA Fees	152,000	0	0
Total Underwriting Fees	380,445	4,689	0
Total Relevant Fees	897,945	4,689	0
Total Relevant Fees + Other Fees	979,295	4,689	0
		0.48%	
*Fees exclude expenses			
Grand Total	2,211,867	105,089	10,000
		4.75%	0.45%

**City of Philadelphia
Minority Business Enterprise Council**

**Risk Management Contract Activity
Fiscal Year 2006**

Workers Compensation Program*		FY06	FY06	FY06
Vendor Name		Prime \$	MBE \$	WBE \$
Ward North America, Inc.		\$5,125,000		
Lana Felton-Ghee & Association				\$60,000
Scotlandyard Security Services, LTD			\$9,872	
Risk Management Solutions of America			\$366,582	
Amoore Health Systems, Inc.			\$49,716	
Alpha Office Supplies			\$9,105	
AV International, Inc. - Loss Control			\$178,349	
WMR Resources, Inc.				\$49,850
LaForteza Physical Therapy - Rehabilitation and Vocational Consulting			\$828,762	
Capitol Consulting			\$8,069	
Logo's Medical Supply			\$194,494	
Cornell & Merkin				\$139,992
CHOI & Associates			\$123,483	
Smyler Taylor & Gentile				\$62,175
Risk Management/Insurance Contract Data		FY06 YTD	FY06 YTD	FY06 YTD
Vendor Name	Program	Prime \$ Total	MBE \$ Total	WBE \$ Total
Aon Risk Services	Helicopter Insurance Program	\$20,034		
Bradley & Bradley	Helicopter Insurance Program		\$6,010	
Bradley & Bradley	Voting Machines	\$4,511	\$4,511	
The Graham Company	NTI OCIP	\$397,000		
Bradley & Bradley	NTI OCIP		\$37,500	
AV International, Inc.	NTI OCIP		\$152,880	
Bradley & Bradley	Flood - Water	\$51	\$51	
Bradley & Bradley	Fairmount Park - Historic Properties	\$17,700	\$17,700	
Bradley & Bradley	Flood - Free Library	\$20	\$20	
Bradley & Bradley	Flood - Free Library	\$13	\$13	
Bradley & Bradley	Flood - Free Library	\$8	\$8	
Bradley & Bradley	Flood - Free Library	\$8	\$8	
Bradley & Bradley	Flood - Free Library	\$21	\$21	
The Graham Company	Airport Liability	\$192,521		
AV International, Inc.	Airport Liability		\$48,130	
Lana Felton Ghee Associates	Airport Liability			\$28,878
Bradley & Bradley	Flood - Water	\$44	\$44	
Bradley & Bradley	Flood - Fairmount Park	\$26	\$26	
Bradley & Bradley	Flood - Fairmount Park	\$90	\$90	
Bradley & Bradley	Flood - Fairmount Park	\$40	\$40	
West Insurance	Fine Arts	\$3,883	\$3,883	
AV International, Inc.	Excess Workers Compensation	\$59,313	\$59,313	
Bradley & Bradley	Flood - Recreation	\$44	\$44	
Bradley & Bradley	Camp Wm Penn - AD&D	\$688	\$688	
M Lawton Associates	Risk Management Services	\$510,000		\$510,000
Dr. Wilma Korevaar	Employee Disability Medical Director	\$31,250		\$31,250
Totals		\$6,362,265	\$2,099,412	\$882,145
			32.998%	13.865%

* The subcontractor data that is provided under Workers Compensation Program is maintained by Ward

**PWDC Contract Activity
For Profit
July 1, 2005 through June 30, 2006
Summary**

PWDC Contract Activity with For Profit Entities

CONTRACT #

MBE Contracts

Percentage

CA06-253	\$	6,792,116.99
CA06-218	\$	3,437.00
CA06-234 #1	\$	15,018.00
WP06-026 #2	\$	1,931,078.70
SP06-014 #3	\$	4,196,447.72
LS06-045	\$	5,590.00
CA06-251	\$	5,750.00
MA06-072	\$	78,953.00
SP06-033	\$	144,935.65
SP06-028	\$	333,268.08
NG05-163	\$	61,638.84
	\$	6,784,116.99

6%

WBE Contracts

RR06-249	\$	55,000.00
AD06-122	\$	51,701.65
AD05-084	\$	19,411.70
AD05-258	\$	74,332.69
TI06-095	\$	82,111.76
SP06-021	\$	778,324.92
	\$	1,060,882.72

1%

Total PIDC Contracts	\$	116,493,962.00
Total Minority Participation	\$	7,844,999.71
% of Minority/Women		7%

PIDC FISCAL '06 ANNUAL MBE/WBE REPORT - July 1, 2005 - June 30, 2006

CONTRACT #	ENTITY	AMOUNT	MBE	MBE AMOUNT	WBE	WBE AMOUNT	NATURE OF PROCUREMENT
05-384-12	PAID	\$637,377	UCI Architects, Inc. (26.6%)	\$171,000			Competitive Solicitation
05-384-14	PAID	\$980,934	Precision Electric, Inc. (10%)	\$98,000			Public Bid
05-384-15	PIDC	\$46,380	USA Environmental (16%)	\$10,120	BT Environmental (12%)	\$6,080	Public Bid
05-384-17	PAID	\$312,526	Don Todd Associates (10%) I-Tan Yu & Asso. (10%)	\$31,136 \$31,200	Athenian Properties (30%), Voith Mactavish (50%)	\$101,416 \$148,774	Public Bid
05-410-04	Food Distribution Center	\$53,721					
05-410-05	Food Distribution Center	\$33,080			Hampton-Clarke, Inc. (25%)	\$8,100	Competitive Solicitation
06-000-05	PIDC	\$90,000					
06-384-01	PIDC	\$20,000					Public Bid
06-384-02	PAID	\$262,000	ML Jones (7.75%) West Chester Environmental (2.6%)	\$26,000 \$6,900	Disposal Corp. of America (1.9%) American Environmental (7%)	\$5,000 \$18,560	Public Bid
06-384-03	PAID	\$116,013			100%	\$116,013	Competitive Solicitation

PIDC FISCAL '06 ANNUAL MBE/WBE REPORT - July 1, 2005 - June 30, 2006

CONTRACT #	ENTITY	AMOUNT	MBE	MBE AMOUNT	WBE	WBE AMOUNT	NATURE OF PROCUREMENT
06-384-04	PAID	\$107,000	American Indian Builders & Suppliers (32%)	\$36,433			Public Bid
06-384-05	PIDC	\$63,400	Ang Associates (28%)	\$17,800	Brinkerhoff Environmental Services (17%)	\$ 10,800	Public Bid
06-893-01	PAID	\$1,105,000	KS Engineers (53.5%) Ang Associates (1%)	\$591,000 \$10,500	Brinkerhoff Env. Services (6.2%) Hunt Engineering (14.5%)	\$68,500 \$161,000	Public Bid
04-849-06	PIDC	\$75,000					
2006-01	PIDC	\$213,545			100%	\$213,545	
2006-02	PAID/PIDC	\$345,381	John Milligan (29%)	\$100,790			Competitive Solicitation
2006-03	PAID/PIDC	\$3,225			100%	\$3,225	
2006-04	PAID/PIDC	\$9,200			100%	\$9,200	
2006-05	PIDC	\$37,800					
2006-06	PIDC	\$21,000					
2006-07	PAID/PIDC	\$28,000					
2006-08	PIDC	\$21,300			100%	\$21,300	
2006-09	PAID/PIDC	\$12,000					

PIDC FISCAL '06 ANNUAL MBE/WBE REPORT - July 1, 2005 - June 30, 2006

CONTRACT #	ENTITY	AMOUNT	MBE	MBE AMOUNT	WBE	WBE AMOUNT	NATURE OF PROCUREMENT
2006-10	PIDC	\$19,750					
2006-11	PIDC	\$8,500	100%	\$8,500			
2006-12	PIDC	\$7,500	100%	\$7,500			
2006-13	PIDC	\$22,000					
2006-14	PIDC	\$1,000					
2006-15	PAID/PIDC	\$61,673					
2006-17	PAID/PIDC	\$261,010					
2006-18	PAID/PIDC	\$2,265					
2006-19	PIDC	\$3,285					
2006-20	PIDC	\$20,485					
2006-21	PIDC	\$5,267			100%	\$5,267	
2006-22	PIDC	\$35,000	100%	\$35,000			
2006-20	PIDC	\$140,609			100%	\$140,609	

PIDC FISCAL '06 ANNUAL MBE/WBE REPORT - July 1, 2005 - June 30, 2006

2006-21	PAID	\$20,081					
CONTRACT #	ENTITY	AMOUNT	MBE	MBE AMOUNT	WBE	WBE AMOUNT	NATURE OF PROCUREMENT
2006-22	PAID	\$42,333					
2006-23	PIDC	\$2,364					
2006-24	PIDC	\$89,197					Competitive Solicitation
2006-25	PIDC	\$8,453					
2006-26	PIDC	\$75,156					
2006-27	PAID/PIDC	\$14,525					
2006-28	PAID	\$3,288					
TOTALS:		\$5,437,623	21.70%	\$1,181,879	19.00%	\$1,037,389	

**PHDC MBE/WBE
Business Utilization Report
Yr. 31
(July 1, 2005 through June 30, 2006)**

Contractors	Contract Awarded	Vouchered	% of Contract Completion	MBE Awarded	MBE Percentage Contract Awarded	MBE Vouchered	MBE Percentage Amount Vouchered	WBE Awarded	WBE Percentage Contract Awarded	WBE Vouchered	WBE Percentage Amount Vouchered
Basic Systems Repair Program	\$16,263,073	\$12,491,881	77%	\$7,235,416	44%	\$5,503,518	44%	\$1,273,751	8%	\$1,132,794	9%
Weatherization Program	2,796,327	1,882,348	67%	1,385,604	50%	750,837	40%	145,750	5%	61,502	3%
Adaptive Modification Program	2,329,835	1,685,724	72%	379,492	16%	344,414	20%	105,071	5%	105,071	6%
P.C.A. Sharp Program	330,000	325,000	98%	110,000	33%	136,697	42%	100,000	30%	21,647	0%
Homestart Program	0	0	0%	0	0%	0	0%	0	0%	0	0%
Total	\$21,719,235	\$16,384,953	75%	\$9,110,512	42%	\$6,735,466	41%	\$1,624,572	7%	\$1,321,014	8%

Minority Contractor B.S.R.P

MBE/WBE - Total Awarded Amount	\$6,088,213	37%
MBE/WBE - Sub-Awarded Amount	2,420,954	15%
	8,509,167	52%

Minority Contractors W.A.P

MBE/WBE - Total Awarded Amount	\$1,146,327	41%
MBE/WBE - Sub-Awarded Amount	385,027	14%
	1,531,354	55%

B.S.R.P. Minority Contractors

MBE/WBE - Vouchered Amount	\$ 4,739,643.00	38%
MBE/WBE -Sub-Vouchered Amount	\$ 1,896,669.00	15%
	\$ 6,636,312.00	53%

Weatherization Minority Contractors

MBE/WBE - Vouchered Amount	\$ 605,462.00	32%
MBE/WBE - Sub- Vouchered Amount	\$ 206,877.00	11%
	\$ 812,339.00	43%

The Philadelphia Housing Authority

MBE/WBE Contract and Subcontract Activity Report **as documented on Form HUD-2516, for the period of October 1, 2005 through September 30, 2006**

PHA Contracts

*** MBE/WBE Contract and Subcontract Activity Report according to HUD Reporting Fiscal Requirement for the period of October 1, 2005 through September 30, 2006

Contract Totals

Modernization: \$50,090,236
 Management: \$32,444,766
 Total: \$82,535,002

MBE

Percentage

Modernization: \$12,061,357
 Management: \$4,967,111
 Total: \$17,028,468 20.6%

WBE

Percentage

Modernization: \$6,818,621
 Management: \$4,501,189
 Total: \$11,319,810 13.23%

Total of Minority Participation \$ 28,348,278 34.3%

Contract Awards Breakdown by Ethnicity

		Total PHA Contracts	African American	Hispanic and/or Latino American	Native American	Asian Pacific American		Total MBE Contracts	Total MBE Contracts as a % of Total PHA Contracts			
Modernization:	\$	50,090,236	\$	10,315,272	\$	946,085	0	\$	800,000	\$	12,061,357	24.1%
Management:	\$	32,444,766	\$	4,061,240	\$	405,871	0	\$	500,000	\$	4,967,111	15.31%
TOTALS:	\$	82,535,002	\$	14,376,512	\$	1,351,956	0	\$	1,300,000	\$	17,028,468	20.6%

Number of Contractors and Subcontractors by MBE Ethnic Group

African American:	86
Hispanic/Latino American:	9
Native American:	0
Asian/Pacific American:	8

Redevelopment Authority
MBE/WBE Contract and Subcontract Activity Report for the period of July 1, 2005 through June 30, 2006
Summary

Redevelopment Authority Contracts

*** MBE/WBE Project Awards from 7/1/2005 to 6/30/2006

Project Contract Totals

<u>Project Name</u>	<u>Project Construction Amount</u>
Leadership Learning Center Charter	\$ 5,992,712.00
Sharswood Townhouses Phase II	\$ 13,323,000.00
West Parkside Phase II	\$ 958,300.00
Inglis Gardens at Washington Lane	\$ 2,938,841.00
Martin Luther King Phase II	\$ 15,580,000.00
The Commons at Point Breeze	\$ 8,487,445.00
US Postal Service Vehicle Maintenance	\$ 17,053,193.00
Pradera Homes Phase II	\$ 10,373,000.00
Cross/Greenwich Homes	\$ 1,944,000.00
New Kensington Year 27	\$ 1,182,296.30
Pearl Condominiums	\$ 14,863,525.00
Powelton Heights	\$ 6,534,293.00
Imani Homes	\$ 1,463,064.00
1011 North Hancock Street	\$ 6,800,000.00
Mole Street Development	\$ 518,420.00
Bentley Trucking	\$ 2,231,819.00
Forgotten Blocks II	\$ 2,996,000.00
Sydenham Commons	\$ 3,600,000.00
Belmont Affordable Housing VI	\$ 7,047,054.00
Susquehanna Village	\$ 9,945,000.00
Cloisters III	\$ 9,551,920.00
	\$ 143,383,882.30

	Totals	Percentage
Total Construction Costs	\$ 143,383,882.30	100%
Total Minority Participation	\$ 37,429,244.60	26.10%
Total MBE	\$ 28,018,824.60	19.54%
Total WBE	\$ 9,410,420.00	6.56%